



Monday 11 October

Morning Session 9:00-10:50

Log on to SeeSaw using your student code <https://web.seesaw.me/> Please remember to check in with your teacher via the Student Home Learning Seesaw App.

English

Phonics: Little Learners 'oo' blending <https://tinyurl.com/2uanrv77>

Sight Words:

1. Read and write this week's new words: could should would why Look, Cover, Say, Write, Check your words.

Writing:

Click on the Seesaw Writing: Choose your own Adventure Recount. You will need paper, a texta and your sight word cards to create an exciting sentence.

Brain Break: take a break away from the computer.

Reading Eggs

Log on to Reading Eggs <https://readingeggs.com.au/> Enter your login and password. Click on ABC Reading Eggs and complete Assigned tasks - Lesson 101 (oo as in cook)

Middle Session 11:30-1:30

English

Reading:

Read a story: open your reading assignment in Reading Eggs.

Log on to Reading Eggs

<https://readingeggs.com.au/>

Click on Reading Eggspress to access your allocated book.

Some books have a QUIZ: Click on question marks and complete the quiz.

Brain Break: Chicken problem (match sizes)

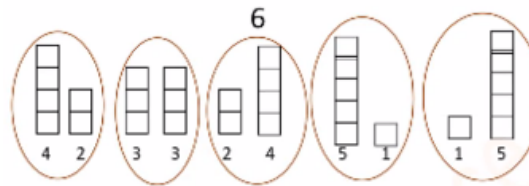
<https://www.youtube.com/watch?v=wewbtNEmjvg>

Mathematics: Partitioning

We are learning to partition numbers in different ways.

Challenge: show your teacher different ways you can partition the number 5 using the Seesaw template.

Alternatively, use blocks or Lego at home to show the partitions.



Optional: Go onto Matific

<https://www.matific.com/au/en-au/login-page/>

Afternoon Session 1:30-3:00

Wellbeing: I am learning to try my best. I can keep trying when something is difficult.

1. View and complete the SeeSaw activity 'Butterfly Drawing'.



2. Discuss with a parent or carer different ways you can keep trying when something is difficult.

LUNCH BREAK

AFTERNOON BREAK



Morning Session 9:00-10:50		Middle Session 11:30-1:30		Afternoon Session 1:30-3:00	
<b>T</b> <b>u</b> <b>e</b> <b>s</b> <b>d</b> <b>a</b> <b>y</b>  <b>1</b> <b>2</b>  <b>O</b> <b>c</b> <b>t</b> <b>o</b> <b>b</b> <b>e</b> <b>r</b>	<p>Log on to SeeSaw using your student code <a href="https://web.seesaw.me/">https://web.seesaw.me/</a>  <b>Please remember to check in with your teacher via the Student Home Learning Seesaw App.</b></p> <p><b>English</b>  <b>Phonics:</b> Little Learners 'qu' blending  <a href="https://tinyurl.com/5au8w3ns">https://tinyurl.com/5au8w3ns</a></p> <p><b>Sight Words:</b>            1. Read and write this week's new words:                could   should   would   why            Look, Cover, Say, Write, Check your words.</p> <p><b>Writing:</b>            SeeSaw activity: The Beach. The children look at a picture of a beach. They identify different objects in the picture and label them. The teacher models how to write these words into a sentence. The children then write their own sentences. 🎀</p> <p><b>Brain Break:</b> take a break away from the computer.</p> <p><b>Reading Eggs</b>            Log on to Reading Eggs  <a href="https://readingeggs.com.au/">https://readingeggs.com.au/</a>            Enter your login and password.            Click on ABC Reading Eggs and complete Assigned tasks - Lesson 102 (oo as in moon)</p>	<b>L</b> <b>U</b> <b>N</b> <b>C</b> <b>H</b>  <b>B</b> <b>R</b> <b>E</b> <b>A</b> <b>K</b>	<p><b>English</b>  <b>Reading:</b>            Read a story: open your reading assignment in Reading Eggs.  <i>Log on to Reading Eggs</i>  <a href="https://readingeggs.com.au/">https://readingeggs.com.au/</a>            Click on Reading Eggspress to access your allocated book.            Some books have a QUIZ: Click on question marks and complete the quiz.  <b>Brain Break:</b> bath bubbles (capacity)  <a href="https://pbskids.org/peg/games/bubble-bath">https://pbskids.org/peg/games/bubble-bath</a></p> <p><b>Mathematics:</b> Ten Frames            We are learning about ten frames. 🎀</p> <p><i>Investigation:</i>            1. Watch the video link found in the SeeSaw activity to learn all about ten frames.             2. Complete the SeeSaw activity: 'Ten frames'</p> <div style="border: 1px solid black; width: 150px; height: 100px; margin: 10px auto; display: flex; flex-wrap: wrap;"> <div style="width: 50%; height: 50%;"></div> <div style="width: 50%; height: 50%;"></div> <div style="width: 50%; height: 50%;"></div> <div style="width: 50%; height: 50%;"></div> <div style="width: 50%; height: 50%;"></div> <div style="width: 50%; height: 50%;"></div> </div> <p><b>Optional: Go onto Matific</b>  <a href="https://www.matific.com/au/en-au/login-page/">https://www.matific.com/au/en-au/login-page/</a></p>	<b>A</b> <b>F</b> <b>T</b> <b>E</b> <b>R</b> <b>N</b> <b>O</b> <b>O</b> <b>N</b>  <b>B</b> <b>R</b> <b>E</b> <b>A</b> <b>K</b>	<p><b>Geography</b>             Lesson 1 Environments             Complete the SeeSaw activity: Lesson 1 Environments. 🎀 The children learn what an environment is and the difference between natural and made environments. They look at environments from a bird's eye view then draw their own natural and made environments.</p>




W  
e  
d  
n  
e  
s  
d  
a  
y  
  
1  
3  
  
O  
c  
t  
o  
b  
e  
r

**Morning Session 9:00-10:50**

Log on to SeeSaw using your student code <https://web.seesaw.me/>  
Please remember to check in with your teacher via the Student Home Learning Seesaw App.

**English**  
**Phonics:** Little Learners 'qu' blending  
<https://tinyurl.com/5au8w3ns>

**Sight Words:**  
1. Read and write this week's new words:  
could should would why  
Look, Cover, Say, Write, Check your words.

**Writing:**  
SeeSaw activity: Adjectives  Look at the beach scene. Draw your own beach scene. Label each object in the picture with an adjective. Write a sentence about one of the objects.


**Brain Break:** take a break away from the computer.

**Reading Eggs**  
Log on to Reading Eggs  
<https://readingeggs.com.au/>  
Enter your login and password.  
Click on ABC Reading Eggs and complete Assigned tasks - Lesson 103 (long 'o' vowel)

L  
U  
N  
C  
H  
  
B  
R  
E  
A  
K

**Middle Session 11:30-1:30**

**English**  
**Reading:**  
Read a story: open your reading assignment in Reading Eggs.  
*Log on to Reading Eggs*  
<https://readingeggs.com.au/>  
Click on Reading Eggspress to access your allocated book.  
Some books have a QUIZ: Click on question marks and complete the quiz.  
**Brain Break:** Blast Off (shapes)  
<https://pbskids.org/peg/games/chicken-blastoff>

**Mathematics:** Ten Frames  
We are learning to place counters / objects into the top and bottom rows of a ten frame. 

*Investigation:*  
1. Watch the video link in the Seesaw activity to investigate the number of spaces and objects in a ten frame.  
2. Complete the SeeSaw activity: 'Top and bottom row of a ten frame'.



**Optional: Go onto Matific**  
<https://www.matific.com/au/en-au/login-page/>


A  
F  
T  
E  
R  
N  
O  
O  
N  
  
B  
R  
E  
A  
K

**Afternoon Session 1:30-3:00**

**Creative Arts – Visual Arts**  
**Tulip Time**



Students will be learning to create an artwork that depicts the image of nature untouched.

 Go to the Seesaw art lesson: 'Visual Arts Lesson 2' and follow the video link.

Students will need some of the following materials: *paper, paint, stick, plastic fork and food colouring.*

.Students will create an artwork using various materials and submit an image of their work to the Seesaw activity.



**T**  
**h**  
**u**  
**r**  
**s**  
**d**  
**a**  
  
**1**  
**4**  
  
**O**  
**c**  
**t**  
**o**  
**b**  
**e**  
**r**

**Morning Session 9:00-10:50**

Log on to SeeSaw using your student code <https://web.seesaw.me/>  
Please remember to check in with your teacher via the Student Home Learning Seesaw App.


**English**

**Library:** 9:10 Join a story reading

**Phonics:** Little Learners 'ng' blending  
<https://tinyurl.com/8khs75tb>

**Sight Words:**

1. Read and write this week's new words:  
could should would why  
Look, Cover, Say, Write, Check your words.

**Writing:** SeeSaw activity: Compound Sentences  Students look at a picture of a beach. They draw two different things that are happening in the beach picture. They then write a compound sentence using the word 'and'.

**Brain Break:** take a break away from the computer.

**Reading Eggs**

Log on to Reading Eggs  
<https://readingeggs.com.au/>  
Enter your login and password.  
Click on ABC Reading Eggs and complete Assigned tasks - Lesson 104 (long 'o' vowel)

**Middle Session 11:30-1:30**

**English**

**Reading:**

Read a story: open your reading assignment in Reading Eggs.


Log on to Reading Eggs  
<https://readingeggs.com.au/>

Click on Reading Eggspress to access your allocated book.

Some books have a QUIZ: Click on question marks and complete the quiz.

**Brain Break:** Car race (ordinals, counting)  
<https://pbskids.org/peg/games/race-car>





**Mathematics:** Friends of 10

We are learning about friends of 10 using a ten frame. 


*Investigate:*

1. Watch the video link on the SeeSaw activity
2. Complete the SeeSaw activity: 'Friends of 10'

4

4 and 6 is 10  
4 and 6 are friends of 10



**Optional: Go onto Matific**

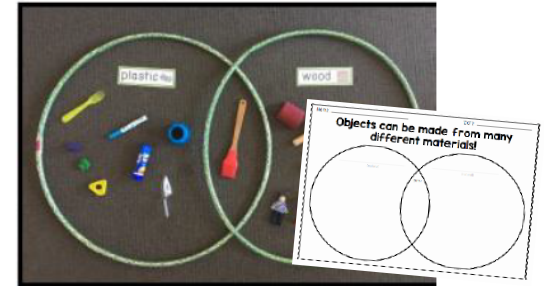
<https://www.matific.com/au/en-au/login-page/>

**L**  
**U**  
**N**  
**C**  
**H**  
  
**B**  
**R**  
**E**  
**A**  
**K**


**Afternoon Session 1:30-3:00**

**Science and Technology  
Material World**

**Comparing Different Materials**



Students will be learning to observe and communicate what they notice about material things.

 Click on Seesaw activity: 'Material World Lesson 2' and listen to the recorded lesson.

Key learning will include:

- Recap of Lesson 1: Observing properties of materials.
- Collect and sort materials based on their properties

Students will collect household items made of metal and plastic to sort them into two separate groups on the Seesaw activity.

**A**  
**F**  
**T**  
**E**  
**R**  
**N**  
**O**  
**O**  
  
**B**  
**R**  
**E**  
**A**  
**K**



F  
r  
i  
d  
a  
y  
  
1  
5  
  
O  
c  
t  
o  
b  
e  
r

Morning Session 9:00-10:50

Log on to SeeSaw using your student code

<https://web.seesaw.me/>

Please remember to check in with your teacher via the Student Home Learning Seesaw App.

English


Phonics: Little Learners ' ai' blending

<https://tinyurl.com/zmdrhdht>

Sight Words:

1. Read and write this week's new words:  
could should would why  
Look, Cover, Say, Write, Check your words.

Writing:

SeeSaw activity- Free Choice Writing.  The students view the fantasy picture. They plan their writing by drawing a picture for 'who', 'when' and 'where' and labelling each picture. They then write a sentence using their plan. The students then illustrate their writing.

Brain Break: take a break away from the computer.

Reading Eggs

Log on to Reading Eggs

<https://readingeggs.com.au/>

Enter your login and password.

Click on ABC Reading Eggs and complete

Assigned tasks -Lesson 105 (consonant blends)

Middle Session 11:30-1:30

English

Reading:

Read a story: open your reading assignment in Reading Eggs.

Log on to Reading Eggs

<https://readingeggs.com.au/>


Click on Reading Eggspress to access your allocated book.

Some books have a QUIZ: Click on question marks and complete the quiz.

Brain Break: Hungry pirates (follow directions)

<https://pbskids.org/peg/games/hungry-pirates>

Mathematics: Friends of 10

We are continuing our learning about friends of 10 using a ten frame. 

Challenge:

1. Watch the video link in the SeeSaw activity

2. Complete the SeeSaw activity: 'Friends of 10 challenge'.

10 Frames and Friends of 10



10



Optional: Go onto Matific

<https://www.matific.com/au/en-au/login-page/>

Afternoon Session 1:30-3:00

Dance: Dance like a pirate

1. View and dance along to the Just Dance video - 'A pirate you shall be': <https://tinyurl.com/2aydx8un>

2. Make up your own dance routine using the song. You can make up your own moves or use movements found in the Just Dance video. Practice your dance routine.



3. Perform your pirate dance routine for your family or record your dance and upload to SeeSaw.

A  
F  
T  
E  
R  
N  
O  
O  
N  
  
B  
R  
E  
A  
K