




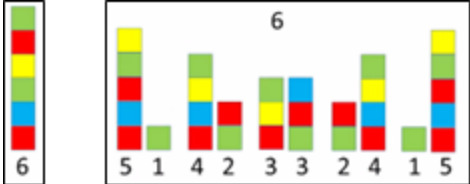












	Morning Session 9:00-10:50		Middle Session 11:30-1:30		Afternoon Session 1:30-3:00
<p style="writing-mode: vertical-rl; transform: rotate(180deg);">T U E S D A Y 5 O c t o b e r</p>	<p>Log on to SeeSaw using your student code https://web.seesaw.me/ Please remember to check in with your teacher via the Student Home Learning Seesaw App.</p> <p style="text-align: center;">Speech Presentation Preparation</p> <p>On Friday you can:</p> <ol style="list-style-type: none"> present your speech on zoom (link will be on SeeSaw) <p style="text-align: center;">OR</p> <ol style="list-style-type: none"> record your speech and upload in SeeSaw. <p>Only speeches presented on zoom will be in the speech competition.</p> <p style="text-align: center; color: blue;">Today you can practise your speech.</p>	<p>L U N C H B R E A K</p>	<p>When you finish your speech you can practise:</p> <p>Phonics: Short vowels https://vimeo.com/244765204</p> <p>Reading: Read a story: open your reading assignment in Reading Eggs. <i>Log on to Reading Eggs</i> https://readingeggs.com.au/ Click on Reading Eggspress to access your allocated book. Some books have a QUIZ: Click on question marks and complete the quiz.</p> <p>Sight Words: 1. Read and write this week's new words: first ate work when Look, Cover, Say, Write, Check your words.</p> <p>Mathematics: Go onto Matific https://www.matific.com/au/en-au/login-page/</p>	<p>A F T E R N O O N B R E A K</p>	<p>Wellbeing: We are learning to be responsible by looking after our belongings.</p> <ul style="list-style-type: none"> - View story Respect and Take Care of Things - View and discuss the powerpoint file posted in Seesaw: Caring for Our Belongings - Show you are responsible by visiting each room in your house and putting away any of your belongings in the correct place.



Morning Session 9:00-10:50		Middle Session 11:30-1:30		Afternoon Session 1:30-3:00	
W e d n e s d a y 6 O c t o b e r	<p>Log on to SeeSaw using your student code https://web.seesaw.me/ Please remember to check in with your teacher via the Student Home Learning Seesaw App.</p> <p>English Phonics: Little Learners 'th' blending https://tinyurl.com/3ey6b2n2</p> <p>Sight Words: 1. Read and write this week's new words: first ate work when Look, Cover, Say, Write, Check your words.</p> <p>Writing:  Go to Seesaw Writing lesson 1: What Do Good Writers do? You will need paper and something to write with (where possible, writing in a texta or felt pen helps to make your writing more visible for your teacher). It would be helpful to have your sight word sheet with you for all writing tasks.</p> <p>Brain Break: take a break away from the computer.</p> <p>Reading Eggs Log on to Reading Eggs https://readingeggs.com.au/ Enter your login and password. Click on ABC Reading Eggs and complete Assigned tasks - Lesson 98 (long vowels)</p>	L U N C H B R E A K	<p>English Reading: Read a story: open your reading assignment in Reading Eggs. <i>Log on to Reading Eggs</i> https://readingeggs.com.au/ Click on Reading Eggspress to access your allocated book. Some books have a QUIZ: Click on question marks and complete the quiz.</p> <p>Brain Break: Left and Right Song: https://tinyurl.com/3jese7z9</p> <p>Mathematics: Partitioning We are learning to partition a single-digit number. <i>Partition:</i> Break into parts</p> <p>1. Watch the video link on Seesaw to learn about the concept of partitioning </p> <p>2. Complete the activity on Seesaw using the template provided.</p> <div data-bbox="787 1073 1247 1192" data-label="Image"></div> <p>Optional: Go onto Matific https://www.matific.com/au/en-au/login-page/</p>	A F T E R N O N B R E A K	<p>Creative Arts – Visual Arts</p> <p style="text-align: center;">City Impact</p> <div data-bbox="1430 451 1982 740" data-label="Image"></div> <p>Students will be learning to create an artwork that depicts the impact of built environments on nature.</p> <p> Go to the Seesaw art lesson: 'Visual Arts Lesson 1' and follow the video link.</p> <p>Students will need some of the following materials: <i>paper, paint, crayons, bubble wrap, paint brush, assorted paper or cardboard, crayons and pencils.</i></p> <p>Students will create an artwork using various materials and submit an image of their work to the Seesaw activity.</p>

Morning Session 9:00-10:50		Middle Session 11:30-1:30		Afternoon Session 1:30-3:00	
T h u r s d a y 7 O c t o b e r	<p>Log on to SeeSaw using your student code https://web.seesaw.me/ Please remember to check in with your teacher via the Student Home Learning Seesaw App.</p> <p>English Library: 9:10 Join a story reading</p> <p>Phonics: Little Learners 'sh' sound https://tinyurl.com/be6ht7yd</p> <p>Sight Words: 1. Read and write this week's new words: first ate work when Look, Cover, Say, Write, Check your words.</p> <p>Writing:  Go to Seesaw writing lesson Combining Two Ideas. You will need paper, your sight word lists and something to write with.</p> <p>Brain Break: take a break away from the computer.</p> <p>Reading Eggs Log on to Reading Eggs https://readingeggs.com.au/ Enter your login and password. Click on ABC Reading Eggs and complete Assigned tasks - Lesson 99 (y at end of word)</p>	L U N C H B R E A K	<p>English Reading: Read a story: open your reading assignment in Reading Eggs. <i>Log on to Reading Eggs</i> https://readingeggs.com.au/ Click on Reading Eggspress to access your allocated book. Some books have a QUIZ: Click on question marks and complete the quiz. Brain Break: drawing (following directions) https://pbskids.org/peg/games/paint-a-long</p> <p>Mathematics: Partitioning We are learning to partition single-digit numbers in different ways. <i>Partition:</i> Break into parts</p> <p>1. Watch the video link on Seesaw to learn about partitioning a number in two ways.</p> <p>2. Complete the activity on Seesaw using the template provided. </p> <div style="text-align: center;">  </div> <p>Optional: Go onto Matific https://www.matific.com/au/en-au/login-page/</p>	A F T E R N O O N B R E A K	<p style="text-align: center;">Science and Technology Material World</p> <p style="text-align: center;">Observing Properties of Materials</p> <div style="display: flex; justify-content: space-around; align-items: flex-start;"> <div style="border: 1px solid green; padding: 5px; margin: 5px;">wood </div> <div style="border: 1px solid green; padding: 5px; margin: 5px;">metal </div> <div style="border: 1px solid green; padding: 5px; margin: 5px;">fabric </div> <div style="border: 1px solid green; padding: 5px; margin: 5px;">plastic </div> <div style="border: 1px solid green; padding: 5px; margin: 5px;">paper </div> <div style="border: 1px solid green; padding: 5px; margin: 5px;">glass </div> </div>  <p>Students will be learning to observe and identify different properties of materials.</p> <p> Click on Seesaw activity 'Material World Lesson 1' and listen to the recorded lesson.</p> <p>Key learning will include:</p> <ul style="list-style-type: none"> • Introduction to the five senses. • Define materials and their properties. <p>Students will match items with the correct material name on the Seesaw activity.</p>



F r i d a y 8 O c t o b e r	Morning Session 9:00-10:50	L U N C H B R E A K	Middle Session 11:30-1:30	A F T E R N O O N B R E A K	Afternoon Session 1:30-3:00
	<p>Log on to SeeSaw using your student code https://web.seesaw.me/ Please remember to check in with your teacher via the Student Home Learning Seesaw App.</p>		<div style="border: 1px solid black; padding: 10px; text-align: center;"> <p>SPEECHES Scheduled Zoom meetings</p> <p>11:30 Kindergarten Red</p> <p>12:30 Kindergarten Green</p> </div>		<div style="border: 1px solid black; padding: 10px; text-align: center;"> <p>SPEECHES Scheduled Zoom meetings</p> <p>1:30 Kindergarten Blue</p> <p>2:30 Announcement of Winner and Highly Commended</p> </div>
	<div style="border: 1px solid black; padding: 10px; text-align: center;"> <p>SPEECHES Scheduled Zoom meetings</p> <p>9:30 Kindergarten White</p> <p>10:30 Kindergarten Orange</p> </div> <p>When you are not on zoom or videoing your speech you can:</p> <p>Sight Words: 1. Read and write this week's new words: first ate work when Look, Cover, Say, Write, Check your words.</p> <p>Reading Eggs Log on to Reading Eggs https://readingeggs.com.au/ Enter your login and password. Click on ABC Reading Eggs and complete Assigned tasks - Lesson 100</p>		<p>When you are not on zoom or videoing your speech you can:</p> <p>Reading: Read a story: open your reading assignment in Reading Eggs. <i>Log on to Reading Eggs</i> https://readingeggs.com.au/ Click on Reading Eggspress to access your allocated book. Some books have a QUIZ: Click on question marks and complete the quiz.</p> <p>Maths:</p> <ol style="list-style-type: none"> 1. Practise counting. See how far you can count. 2. Practise writing numbers 1-20 <p>Matific Complete some tasks https://www.matific.com/au/en-au/login-page/</p>		



Dalmeny Public School - Kindergarten

Term 4 Week 1