







	Morning Session 9:00-10:50	Middle Session 11:30-1:30	Afternoon Session 1:30-3:00
<b>M</b> <b>O</b> <b>N</b> <b>D</b> <b>A</b> <b>Y</b>  <b>2</b> <b>6</b>  <b>J</b> <b>U</b> <b>L</b> <b>I</b> <b>Y</b>	<p><b>Log on to SeeSaw using your student code</b>  <a href="https://web.seesaw.me/">https://web.seesaw.me/</a>  <b>Please remember to check in with your teacher via the Student Home Learning Seesaw App.</b></p> <p><b>English</b>  Phonics:  Sing along with these new sounds  <a href="https://tinyurl.com/5xbjwnvc">https://tinyurl.com/5xbjwnvc</a></p> <p>Sight Words:  1.Practise reading your sight words  2.Practise writing this week's new words  <b>today by of brother</b>  You could rainbow write the words:  <div style="border: 1px solid black; padding: 2px; display: inline-block;">the</div></p> <p>Reading/Writing:  1.Complete the SeeSaw activity: Imaginative or Informative  2.Draw a big picture of a butterfly and inside try to write the words: egg, caterpillar, chrysalis and butterfly. Remember to stretch your words out to listen for the sounds in the word. You might also break the word into chunks and write the chunks that you know e.g. cat/er/pill/ar.</p> <p><b>Brain Break:</b> take a break away from the computer</p> <p><b>Reading Eggs</b>  Log on to Reading Eggs  <a href="https://readingeggs.com.au/">https://readingeggs.com.au/</a>  Enter your login and password and complete set tasks - 71</p>	<b>L</b> <b>U</b> <b>N</b> <b>C</b> <b>H</b>  <b>B</b> <b>R</b> <b>E</b> <b>A</b> <b>K</b>	<b>A</b> <b>F</b> <b>T</b> <b>E</b> <b>R</b> <b>N</b> <b>O</b> <b>O</b> <b>N</b>  <b>B</b> <b>R</b> <b>E</b> <b>A</b> <b>K</b>

Morning Session 9:00-10:50		Middle Session 11:30-1:30		Afternoon Session 1:30-3:00									
<b>T U E S D A Y  2 7  J U L Y</b>	<p><b>Log on to SeeSaw using your student code</b>  <a href="https://web.seesaw.me/">https://web.seesaw.me/</a>  <b>Please remember to check in with your teacher via the Student Home Learning Seesaw App.</b></p> <p><b>English</b>            Phonics:            Learn how to read 'at' rhyming words  <a href="https://tinyurl.com/4v8mzmev">https://tinyurl.com/4v8mzmev</a></p> <p>Sight Words:            1.Practise reading your sight words            2.Practise writing this week's new words                <b>today by of brother</b>            You could make pebble or stone sight words:  </p> <p>Reading/Writing            1.Complete the SeeSaw activity: The Life Cycle of a Butterfly Sequencing.            2. Write a sentence or sentences about one of the stages of the life cycle of the butterfly, on SeeSaw or on a piece of paper or in a book.</p> <p><b>Brain Break:</b> take a break away from the computer</p>	<b>L U N C H  B R E A K</b>	<p><b>English</b>            Read a story: open your reading assignment in Reading Eggs.  <i>Log on to Reading Eggs</i>  <a href="https://readingeggs.com.au/">https://readingeggs.com.au/</a>            Click the blue Library icon.            Some books have a QUIZ: Click on question marks and complete the quiz.</p> <p><b>Brain Break:</b> take a break away from the computer</p> <table border="1" style="margin: 0 auto;"> <tr><td> </td><td> </td><td> </td><td> </td></tr> <tr><td> </td><td> </td><td> </td><td> </td></tr> </table> <p><b>Mathematics</b>            Number:            1.View the video:  <a href="https://tinyurl.com/5fashemc">https://tinyurl.com/5fashemc</a>            2.Draw a ten frame in your book.</p>  <p>Roll a 1-6 dice or use the online dice:  <a href="https://tinyurl.com/3efkau82">https://tinyurl.com/3efkau82</a>            Roll the dice and use pasta, m&amp;m's, rocks or other small objects to show the amount rolled and place into the ten frame. Count how many more dots you would need to make friends of 10? Write the number sentence in your book. Repeat.</p> <p>Challenge: draw two 10 frames and use a 1-20 dice to find the friends of 20.</p> <p>Optional: Go onto Matific  <a href="https://www.matific.com/au/en-au/login-page/">https://www.matific.com/au/en-au/login-page/</a>            enter your login and password and complete set tasks.</p>									<b>A F T E R N O O N  B R E A K</b>	<p><b>PDHPE – Nutrition</b></p>  <p>Today we are going to look at the milk, yogurt and cheese food group. These foods help build strong bones and teeth.</p> <p>Can you find these foods in your fridge?</p> <p>Tell your parents why these foods are so good for you.</p> <p>With help make an amazing healthy milkshake. Add vanilla, strawberries, bananas, blueberries or raspberries.</p> 



W  
e  
d  
n  
e  
s  
d  
a  
y  
  
2  
8  
  
J  
u  
l  
y

Morning Session 9:00-10:50

Log on to SeeSaw using your student code <https://web.seesaw.me/>  
Please remember to check in with your teacher via the Student Home Learning Seesaw App.

English

Phonics:

Sing along with these new sounds

<https://tinyurl.com/5xbjwnvc>

Sight Words:

1. Practise reading your sight words
2. Practise writing this week's new words  
**today by of brother**

You could make sight words with playdough.

Reading/Writing:

1. Complete the SeeSaw activity: Metamorphosis
2. Complete the SeeSaw activity: The Life Cycle of a Butterfly Sentence Booklet. If you have trouble printing the stencils, the stencils are attached to this grid.

**Brain Break:** take a break away from the computer

Reading Eggs

Log on to Reading Eggs

<https://readingeggs.com.au/>

Enter your login and password and complete set tasks - 72

Middle Session 11:30-1:30

English

Read a story: open your reading assignment in Reading Eggs.

Log on to Reading Eggs

<https://readingeggs.com.au/>

Click the blue Library icon.


Some books have a QUIZ: Click on question marks and complete the quiz.

**Brain Break:** take a break away from the computer

Mathematics

Number:

1. Complete the Seesaw activity 'Counting 10 and some more'.
2. Create a friends of 10 Rainbow in your book.



Optional: Go onto Matific

<https://www.matific.com/au/en-au/login-page/>

enter your login and password and complete set task.

Afternoon Session 1:30-3:00

Creative Arts – Visual Arts.



Use the link below to create your own Handprint Butterfly Craft. If you do not have coloured paper available you could print your handprints with paint. Have fun decorating your Butterfly with your own creative flair!

<https://www.youtube.com/watch?v=Hlt4ITyMiy0>

Brighten your teacher's day by sending a picture through SeeSaw!

L  
U  
N  
C  
H  
  
B  
R  
E  
A  
K

A  
F  
T  
E  
R  
N  
O  
O  
N  
  
B  
R  
E  
A  
K

	Morning Session 9:00-10:50	Middle Session 11:30-1:30	Afternoon Session 1:30-3:00
<b>T</b> <b>H</b> <b>U</b> <b>R</b> <b>S</b> <b>D</b> <b>A</b> <b>Y</b>  <b>2</b> <b>9</b>  <b>J</b> <b>U</b> <b>L</b> <b>I</b> <b>Y</b>	<p><b>Log on to SeeSaw using your student code</b>  <a href="https://web.seesaw.me/">https://web.seesaw.me/</a>  <b>Please remember to check in with your teacher via the Student Home Learning Seesaw App.</b></p> <p><b>English</b>            Phonics:            Does it Rhyme?  <a href="https://tinyurl.com/2ns64dr6">https://tinyurl.com/2ns64dr6</a></p> <p>Sight Words:            1.Practise reading your sight words            2.Practise writing this week's new words                <b>today by of brother</b>            3.You could write words with a glue stick and sprinkle on sand.</p> <p><b>Brain Break:</b> take a break away from the computer</p> <p>Reading/Writing:            1.Watch the Youtube clip;            ▶ Monarch Butterfly Metamorphosis time-la...</p> <p>As the video is being played, explain to someone what is happening, using some of the technical language you have learnt about the life cycle of a butterfly.</p> <p>2.Complete the SeeSaw activity: Butterfly Plan A Sentence, writing a sentence about what a butterfly might be doing. This can be completed on SeeSaw or in a book/on a piece of paper and a photo of your work uploaded.</p>	<p><b>English</b>            Read a story: open your reading assignment in Reading Eggs.  <i>Log on to Reading Eggs</i>  <a href="https://readingeggs.com.au/">https://readingeggs.com.au/</a>            Click the blue Library icon.            Some books have a QUIZ: Click on question marks and complete the quiz</p> <p><b>Brain Break:</b> take a break away from the computer</p> <p><b>Mathematics</b>  <i>3D Objects:</i> Today we are learning about 3D objects. Remember 3D objects are fat not flat.</p> <p>1.View the 3D song:  <a href="https://www.youtube.com/watch?v=zPZegz690Mg">https://www.youtube.com/watch?v=zPZegz690Mg</a></p> <p>2. Complete SeeSaw activity <b>3D Shape Sort</b></p> <p>Optional: Go onto Matific  <a href="https://www.matific.com/au/en-au/login-page/">https://www.matific.com/au/en-au/login-page/</a>            enter your login and password and complete set tasks</p>	<p><b>PDHPE – Sun Safety</b></p> <ol style="list-style-type: none"> <li>Sing along with Sid  <a href="https://tinyurl.com/74une8ba">https://tinyurl.com/74une8ba</a></li> <li>Can you remember the 5 ways to keep safe in the sun?</li> <li>Here are some SunSmart posters. What are the posters telling you to do?</li> </ol> <div style="text-align: center;">  </div> <div style="text-align: center;">  </div> <ol style="list-style-type: none"> <li>Design your own poster to display on your fridge so that everyone in your family remembers the five ways to stay SunSmart.</li> </ol>




L  
U  
N  
C  
H

B  
R  
E  
A  
K

A  
F  
T  
E  
R  
N  
O  
O  
N

B  
R  
E  
A  
K



Morning Session 9:00-10:50		Middle Session 11:30-1:30	Afternoon Session 1:30-3:00	
<b>F</b> <b>r</b> <b>i</b> <b>d</b> <b>a</b> <b>y</b>  <b>3</b> <b>0</b>  <b>J</b> <b>u</b> <b>l</b> <b>y</b>	<p>Log on to SeeSaw using your student code <a href="https://web.seesaw.me/">https://web.seesaw.me/</a></p> <p>Please remember to check in with your teacher via the Student Home Learning Seesaw App.</p> <p><b>English</b> Phonics: Big Super phonics - Pinkfong <a href="https://tinyurl.com/x45tfysi">https://tinyurl.com/x45tfysi</a></p> <p>Sight Words: 1.Practise reading your sight words 2.Practise writing this week's new words <b>today by of brother</b> 3. You could cut letters out of junk mail to make sight words.</p> <p>Reading/Writing: 1.Watch the clip:  Life Cycle of a Butterfly   #aumsum #kids ... Try to read the words on the video. 2.Complete the SeeSaw activity: Concertina Butterfly. 3. Write a new fact that you have learnt about the life cycle of a butterfly. This can be written on SeeSaw, on a piece of paper or in a book and a photo taken and uploaded.</p> <p><b>Brain Break:</b> take a break away from the computer</p> <p><b>Reading eggs</b> Log on to Reading Eggs <a href="https://readingeggs.com.au/">https://readingeggs.com.au/</a> Enter your login and password and complete set tasks – Lesson 73</p>	<p><b>English</b> Read a story: open your reading assignment in Reading Eggs. <i>Log on to Reading Eggs</i> <a href="https://readingeggs.com.au/">https://readingeggs.com.au/</a> Click the blue Library icon. Some books have a QUIZ: Click on question marks and complete the quiz</p> <p><b>Brain Break:</b> take a break away from the computer</p> <p><b>Mathematics</b> <i>3D Objects:</i></p> <ol style="list-style-type: none"> <li>Go on a hunt around your house and see if you can collect 2 items for each of the following 3 D objects :sphere, cylinder, cube, cone. Describe these objects to your family. Eg. A can of coke is a cylinder that has a circle at the top and bottom and a curved edge around the middle. Keep the objects in a box to use this week.</li> <li>Use these objects to complete the SeeSaw activity 3D shape where you will test the ability of 3D shapes to roll, slide and stack.</li> </ol> <p>Optional: Go onto Matific <a href="https://www.matific.com/au/en-au/login-page/">https://www.matific.com/au/en-au/login-page/</a> enter your login and password and complete set tasks</p>	<p><b>A</b> <b>F</b> <b>T</b> <b>E</b> <b>R</b> <b>N</b> <b>O</b> <b>O</b> <b>N</b>   <b>B</b> <b>R</b> <b>E</b> <b>A</b> <b>K</b></p>	<p><b>Science and Technology</b> <b>Living World</b></p> <p><b>Behaviours of Living Things</b></p>  <p>Students will be learning to observe and communicate what they notice about living things.</p> <p> Click on Seesaw activity: 'Living World Lesson 2' and listen to the recorded lesson.</p> <p>Key learning will include:</p> <ul style="list-style-type: none"> <li>Recap of Lesson 1: Living things and needs.</li> <li>Identify and observe behaviours in animals.</li> </ul>