

Stage 3 Term 3-Week 1





Friday



Week 1 Spelling Lists

Look Cover Write check your spelling words in your book.
Record your list words using red for the consonants and blue for the vowels.
Then complete an activity from the spelling choice board.

Week 1 Words

		Seahorses 	Turtles 	Dolphins 	Stingrays 
OLD words	1	boat	plane	any	almost
	2	coat	late	many	water
	3	moan	state	anything	also
	4	coast	tape	anyhow	always
	5	soak	taste	anyone	bald
	6	throat	hate	anytime	already
	7		daze	anymore	appal
	8			anybody	walnut
New Sound		oe (as in toe) typically occurs at the end of words	“i-e” as in five	“le” as in table	“ar” as in warm
New Words	9	foe	fire	uncle	dwarf
	10	doe	white	jungle	warn
	11	tiptoe	inside	tremble	reward
	12	hoe	shine	tumble	war
	13	oboe	spine	crumple	awarded
	14	goes	drive	gargle	quart
	15		invite	freckle	warp
	16			crumple	towards

Starfish and Sharks Groups



Starfish
ever
sister
splinter
silver
winter
her
herb
term
fern
perm

er (as in her)



u" as "j" in educate

Sharks		Spelling Bee Words	
1	educate	9	guaranteed
2	graduate	10	guillotine
3	grandeur	11	haemoglobin
4	Mandurah	12	hallucinate
5	residual	13	helium
6	residue	14	hesitance
7		15	humanitarian
8		16	imaginable

Spelling (20 minutes)

Look Cover Write Check your words. Complete an activity from the Spelling Choice Board.

Spelling Choice Board

Row 1	Word Values Use all spelling words. Write each spelling word and its value. Vowel= 2 points	Word Scramble Write all your words all scrambled up and give them to a family member to unscramble.	Secret Agent Words Convert 10 of your spelling words to a secret code. Use the "Secret Agent Words" sheet to complete this task.	Mnemonic Sentence Write a mnemonic sentence for 5 of your spelling words. Ex. Spelling word: <i>throw</i> <i>Ted has rented one wheelbarrow.</i>
Row 2	ABC Order Write all of your spelling words in ABC order or reverse ABC order.	Spelling Synonyms Use a thesaurus to write a synonym for each spelling word.	Write It Right! Write all of your spelling words 3 times each in your best handwriting.	Highlighting Use a highlighter to highlight either –all vowels, or –all consonants in all of your spelling words..
Row 3	Stories and Poems Write a story or poem. Use five or more spelling words in it. Underline each word.	Spelling Word Find Create a word find using the "Spelling Word Find" sheet. You may give it to a family member to solve.	Make A Comic Strip Make a comic strip using at least 10 of your spelling words. Use the "Create a Comic Strip" sheet to complete this task.	Spelling Letters Write a letter to a friend/relative, in proper format, using at least 5 of the spelling words. Underline each word.
Row 4	Flashcards Create a set of flashcards using the "Flashcards" sheet. Review your words with a family member.	Memory Match Write your spelling words on cards (make 2 sets) and play "Memory Match" with a family member. You may use "Flashcards" sheet.	Practice Test Go to www.spellingcity.com . On the left, enter TEN of your spelling words. Click on "Teach Me" and follow the directions. Then, click on "Test Me" and follow the directions.	Pyramid Write Pyramid TEN of your spelling words neatly. Example: Buzz B Bu Buz Buzz

Fruit Break/ Brain Break:

Grab a piece of fruit or have a 10 minute break to go outside reset, refresh and restart.



Read works and Read Theory

Complete the reading passage and comprehension questions that have been provided by your class teacher in the google classroom.

This should take you 40-45 minutes to complete.



Read works/Read theory Link:

Writing (45 minutes)



Use your plan from yesterday's writing task and write a narrative. Include:

- ★ Orientation: introduce the characters and describe the setting
- ★ Complication: introduce a problematic situation that changes the story
- ★ Resolution: solve the problem so things go back to normal
- ★ Coda: explain how the character has changed and what has been learnt

Writing: Descriptive



Perfect Picture – In the picture you can only see the backs of three girls looking at the moon. Think about who these girls are? Why are they there? What woke them from their sleep? Why did they drag their chairs across the room carefully? What else can they see when they look out the window? What do you think might be happening? Is there anything else peculiar happening?

Remember to:

- plan your response before you start
- write in full sentences
- pay attention to the words you choose, your spelling and punctuation, and paragraphs - check and edit your writing when you have finished.

You have 40 minutes to complete your task.

Handwriting/ Typing :

As part of the curriculum we need to learn how to effectively type and use digital technologies. Google Typing Club and take their placement test then complete one or more of the lessons. This should take 20 -30 minutes.



Lunch break-Break 1

Enjoy the 30 minute lunch break with your family.

Try to eat something healthy and drink some water.



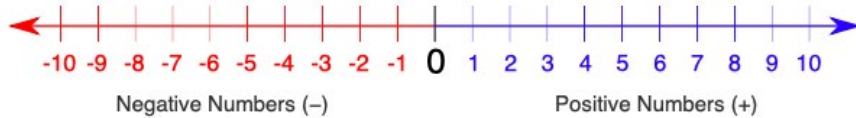
Positive and Negative Numbers (20 minutes)

Visit - Maths is Fun <https://www.mathsisfun.com/positive-negative-integers.html>

Positive and Negative Numbers

Numbers Can be Positive or Negative

This is the **Number Line** :



"-" is the negative sign.



"+" is the positive sign

minutes)

Use the Number Line you created and order the numbers below from smallest to largest.

Order the numbers below from smallest to largest.

1.	-3	-78	81	54	-54	2
----	----	-----	----	----	-----	---

2.	8	42	-31	17	-11	25
----	---	----	-----	----	-----	----

3.	-5	-23	-103	0	-58	-18
----	----	-----	------	---	-----	-----

4.	33	-3	-13	3	-33	13
----	----	----	-----	---	-----	----

5.	-121	-352	537	54	-15	780
----	------	------	-----	----	-----	-----

--	--	--	--	--	--

--	--	--	--	--	--

--	--	--	--	--	--

--	--	--	--	--	--

--	--	--	--	--	--

minutes)

Use the Number Line you created and order the numbers below from largest to smallest.

Order the numbers below from largest to smallest.

1.	-12	-5	-8	13	-5	-7
2.	-31	-28	-112	-56	-18	0
3.	12	0	23	-21	-17	-3
4.	-97	85	51	2	-6	-47
5.	-25	-6	-24	-69	-8	-15

Brain Break:

Go outside and lie on the ground look up at the clouds.

See if you can make some pictures with the clouds as they are moving.

Give yourself 5 minutes to do this task.



Break 2: 30 minutes

Go outside.

Take this opportunity to run around outdoors.

Recharge and have a quick bite to eat so that you don't become tired and irritable while you are sitting and working.

Drink plenty of water as well.



Creative Calculations (10 minutes)

Check your Physical Activity Diary. Ensure you have recorded all physical activity completed yesterday. Record any physical activity you have completed today.

Calculate how much time was spent being active this week!

DAY	ACTIVITY	TIME
Monday		
Tuesday		
Wednesday		
Thursday		
Friday		
TOTAL TIME		



© 2011 by The Church of Jesus Christ of Latter-day Saints