


# Stage 3 Term 3-Week 1

Tuesday







# Week 1 Spelling Lists

Look Cover Write check your spelling words in your book.

Record your list words using red for the consonants and blue for the vowels.

Then complete an activity from the spelling choice board.

# Week 1 Words

		Seahorses 	Turtles 	Dolphins 	Stingrays 
OLD words	1	boat	plane	any	almost
	2	coat	late	many	water
	3	moan	state	anything	also
	4	coast	tape	anyhow	always
	5	soak	taste	anyone	bald
	6	throat	hate	anytime	already
	7		daze	anymore	appal
	8			anybody	walnut
New Sound		<b>oe (as in toe)</b> typically occurs at the end of words	<b>“i-e”</b> as in five	<b>“le”</b> as in table	<b>“ar”</b> as in warm
New Words	9	foe	<b>fire</b>	<b>uncle</b>	<b>dwarf</b>
	10	doe	<b>white</b>	<b>jungle</b>	<b>warn</b>
	11	tiptoe	<b>inside</b>	<b>tremble</b>	<b>reward</b>
	12	hoe	<b>shine</b>	<b>tumble</b>	<b>war</b>
	13	oboe	<b>spine</b>	<b>crumple</b>	<b>awarded</b>
	14	goes	<b>drive</b>	<b>gargle</b>	<b>quart</b>
	15		<b>invite</b>	<b>freckle</b>	<b>warp</b>
	16			<b>crumple</b>	<b>towards</b>

# Starfish and Sharks Groups



Starfish
ever
sister
splinter
silver
winter
her
herb
term
fern
perm

er (as in her)



u" as "j" in educate

Sharks		Spelling Bee Words	
1	educate	9	guaranteed
2	graduate	10	guillotine
3	grandeur	11	haemoglobin
4	Mandurah	12	hallucinate
5	residual	13	helium
6	residue	14	hesitance
7		15	humanitarian
8		16	imaginable


# Spelling (20 minutes)

Look Cover Write Check your words. Complete an activity from the Spelling Choice Board.

## Spelling Choice Board

<b>Row 1</b>	<b>Word Values</b> Use all spelling words. Write each spelling word and its value. Vowel= 2 points	<b>Word Scramble</b> Write all your words all scrambled up and give them to a family member to unscramble.	<b>Secret Agent Words</b> Convert 10 of your spelling words to a secret code. Use the "Secret Agent Words" sheet to complete this task.	<b>Mnemonic Sentence</b> Write a mnemonic sentence for 5 of your spelling words. Ex. Spelling word: <i>throw</i> <i>Ted has rented one wheelbarrow.</i>
<b>Row 2</b>	<b>ABC Order</b> Write all of your spelling words in ABC order or reverse ABC order.	<b>Spelling Synonyms</b> Use a thesaurus to write a synonym for each spelling word.	<b>Write It Right!</b> Write all of your spelling words 3 times each in your best handwriting.	<b>Highlighting</b> Use a highlighter to highlight either –all vowels, or –all consonants in all of your spelling words..
<b>Row 3</b>	<b>Stories and Poems</b> Write a story or poem. Use five or more spelling words in it. Underline each word.	<b>Spelling Word Find</b> Create a word find using the "Spelling Word Find" sheet. You may give it to a family member to solve.	<b>Make A Comic Strip</b> Make a comic strip using at least 10 of your spelling words. Use the "Create a Comic Strip" sheet to complete this task.	<b>Spelling Letters</b> Write a letter to a friend/relative, in proper format, using at least 5 of the spelling words. Underline each word.
<b>Row 4</b>	<b>Flashcards</b> Create a set of flashcards using the "Flashcards" sheet. Review your words with a family member.	<b>Memory Match</b> Write your spelling words on cards (make 2 sets) and play "Memory Match" with a family member. You may use "Flashcards" sheet.	<b>Practice Test</b> Go to <a href="http://www.spellingcity.com">www.spellingcity.com</a> . On the left, enter TEN of your spelling words. Click on "Teach Me" and follow the directions. Then, click on "Test Me" and follow the directions.	<b>Pyramid Write</b> Pyramid TEN of your spelling words neatly. Example: Buzz B Bu Buz Buzz


# Fruit Break/ Brain Break:



Grab a piece of fruit or have a 10 minute break to go outside reset, refresh and restart.



# Read works and Read Theory




Complete the reading passage and comprehension questions that have been provided by your class teacher in the google classroom.

This should take you 40-45 minutes to complete.




Read works/Read theory Link:





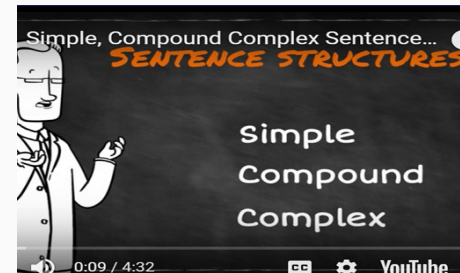
# Writing - Grammar



Grammar- Watch the video Sentence Structures

<https://www.youtube.com/watch?v=smgyeUomfyA&t=43s>

Write 2 sentences each for a simple sentence, compound sentence and complex sentence. You have 20 minutes to complete the task.



# Writing: Descriptive




Perfect Picture – In the picture you can only see the backs of three girls looking at the moon. Think about who these girls are? Why are they there? What woke them from their sleep? Why did they drag their chairs across the room carefully? What else can they see when they look out the window? What do you think might be happening? Is there anything else peculiar happening?

## **Remember to:**

- plan your response before you start
- write in full sentences
- pay attention to the words you choose, your spelling and punctuation, and paragraphs - check and edit your writing when you have finished.

You have 40 minutes to complete your task.


# Handwriting/ Typing :



As part of the curriculum we need to learn how to effectively type and use digital technologies. Google Typing Club and take their placement test then complete one or more of the lessons. This should take 20 -30 minutes.



# Lunch break-Break 1




Enjoy the 30 minute lunch break with your family.

Try to eat something healthy and drink some water.



# Middle session

## Numeracy: Numeracy Ninjas



### Week 1 : Session 1



# Numeracy Ninjas: Complete the questions below you have 5 -10 minutes


## MENTAL STRATEGIES - do these in your head

Q	Question	Answer
1	$\square + 8 = 10$	
2	What is double 4?	
3	What is half of 70?	
4	$62 + 80 = \square$	
5	$156 + \square = 160$	
6	$17 + 15 = \square$	
7	$6 = 3 + \square$	
8	$14 + 11 = 14 + 6 + \square$	
9	$1 + 896 = \square$	
10	$35 + 91 = 30 + 90 + \square$	
Total out of 10		

## TIMESTABLES - do these in your head

Q	Question	Answer
1	$10 \times 8 = \square$	
2	$70 \div 10 = \square$	
3	$16 \div \square = 4$	
4	$20 \div 4 = \square$	
5	$12 \div 6 = \square$	
6	$7 \times \square = 49$	
7	$7 \times \square = 63$	
8	$24 \div \square = 8$	
9	$30 \div 5 = \square$	
10	$\square \div 2 = 9$	
Total out of 10		

## KEY SKILLS - you may use written calculations for these questions

Q	Question	Answer
1	$371 \div 7 = \square$	
2	$2 + 9 \div 3$	
3	$17.18 \div 0.2$	
4	$0.04 \times 10$	
5	$70.11 - 23.48$	
6	Simplify $30/60$	
7	Difference between 2 and $-3$	
8	Value of the dot 	
9	What is the value of $15^2$ ?	
10	What is 20% of £100?	
Total out of 10		

# Maths warm up tasks:

The goal is to arrive at the number below (or as close as possible).

697

You can use the four basic arithmetic operations (+, −, × and ÷) applied to the six numbers. Each number may be used once.

25

75


100

2

1

3

# Brain Break:



Go outside and lie on the ground look up at the clouds.


See if you can make some pictures with the clouds as they are moving.

Give yourself 5 minutes to do this task.





# Maths -Whole Number



WALT- read, write, order and compare numbers up to 1 000 000.

- round any number up to 1 000 000 to the nearest 10, 100, 1000, 10 000 and 100 000.



# Whole Number-Rounding

## Number Reasoning




Using the digits 0 - 9, write down a 6-digit number.  
Write it in digits and in words.

What is 100 more than your number?

What is 10 000 less than your number?

What is one hundred thousand more than your number?

Share your answers with a partner and explain how you got to your answers.



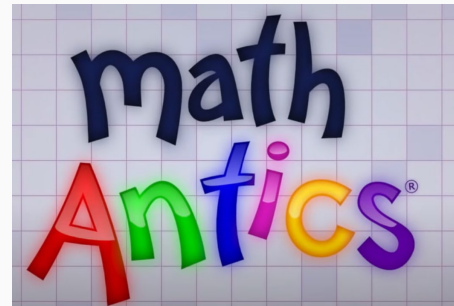
# Whole number: Rounding Numbers

Rounding numbers can make it easier to do calculations that involve addition, subtraction or multiplication.

Sometimes we round numbers because we don't need to know the exact amount of something like the question "how much does my dog weigh?"

Watch this short video to develop an understanding of rounding.

<https://www.youtube.com/watch?v=fd-E18EqSVk>



# Whole Number - Rounding

## Find the Nearest



Choose one of the numbers from the table and round them to the different values.  
You can use the diagram below to help you.

<b>Round to the nearest 10 and 100.</b>	<b>Round to the nearest 10, 100 and 1000.</b>	<b>Round to the nearest 10, 100, 1000 and 10 000.</b>
673 9834	5785 14 564	56 763 572 594



# Whole number-Rounding

## Build a Number



6

7

1

3

Using some or all of the digits in the cards above can you build a number that:

Rounds to 70 when rounding to the nearest 10?

67

71

73

# Whole Number Rounding

## Build a Number



6

7

1

3

Using some or all of the digits in the cards above can you build a number that:

Rounds to 600 to the nearest 100?

**617**

**613**

**631**

**637**

# Whole Number

## Build a Number



6

7

1

3

Using some or all of the digits in the cards above can you build a number that:

Rounds to 3000 to the nearest 1000?

**3167**

**3176**

# Whole Number - EXTENSION

## Complete these questions

### Rounding to 500

For each of these numbers, write five numbers that can be rounded to it when rounded to the nearest 500.

2000

Between 1750  
and 2249

3500

Between  
3250 and  
3749

32 000

Between  
31 750 and  
32 249

56 500


Between  
56 250 and  
56 249

Explain the range of answers for 100 000.

Any number between 99 750 and 100 249



# Break 2: 30 minutes



Go outside.


Take this opportunity to run around outdoors.

Recharge and have a quick bite to eat so that you don't become tired and irritable while you are sitting and working.

Drink plenty of water as well.



# Olympics 2021-



In a few weeks Australia will be competing in the Olympic Games in Tokyo Japan. Over the coming days view and complete the slides in the powerpoint provided in your google classroom.

Read through slides 1-4.

After you have read through these slides go outside and complete your own running race either in your backyard or at your local park/oval. Seek Mum and Dad's permission first.

Create a floral wreath for the winner to wear.



**THE  
SUMMER  
Games  
TOKYO 2021**


©Janette Smith 2021



©Janette Smith 2021

# Summer Games History

The first Olympics took place in Olympia, Greece in 776 B.C. Originally the games were a way to honor Zeus, the god of the sky. The competition was a simple 700 foot running race.



# Summer Games History

The Ancient Olympics took place every 4 years, and only had one winner. The winner was awarded a wreath of olive leaves taken from a sacred tree. Over time, more races were added such as chariot races, spear throwing, and the long jump.




# 2021 Summer Games

- The 2021 Summer Games will take place in Tokyo, Japan.
- Due to the Coronavirus Pandemic, the Summer Games were delayed 1 year and many of the logos and flags still display "Tokyo 2020" on them.
- July 23<sup>rd</sup>- August 8<sup>th</sup>
- 206 Different Countries participating



# Olympics 2021



Create a poster that celebrates Australia's Olympic heroes. You can do this on paper or digitally.

