

Tuesday 13th July

Morning Session

English

Spelling: Look, cover, write and check your [spelling words](#). Complete 1 task from the [spelling grid](#) below.

Reading: Log onto readworks (what you use for homework). Complete one of the tasks that has been set for your today.

If you can't access readworks, complete the [comprehension 1](#) activity below. Discuss with an adult what you have read. You can complete both if you have time.

Writing:

Click on this link and read through the [writing stimulus](#) below.

Click on this link to [plan](#) your writing. You will complete the writing task tomorrow.

Grammar: Adjectives – Click on the [adjectives](#) link to complete the adjectives worksheet below.

Middle Session

Mathematics

Go onto Matific

<https://www.matific.com/au/en-au/login-page/>

enter your login and password and complete set task

and/or

Number talks - Number busting: our number for today is 17. Draw and write everything you know about 17 (you can use any operation you like).

and/or

Timetables - Write down and practice you 6 timetables.

Extension: write down your 6 division tables.



6x	
1 x 6 = 6	7 x 6 = 42
2 x 6 = 12	8 x 6 = 48
3 x 6 = 18	9 x 6 = 54
4 x 6 = 24	10 x 6 = 60
5 x 6 = 30	11 x 6 = 66
6 x 6 = 36	12 x 6 = 72



divided by 6	
0 ÷ 6 = 0	
6 ÷ 6 = 1	
12 ÷ 6 = 2	
18 ÷ 6 = 3	
24 ÷ 6 = 4	
30 ÷ 6 = 5	
36 ÷ 6 = 6	
42 ÷ 6 = 7	
48 ÷ 6 = 8	
54 ÷ 6 = 9	
60 ÷ 6 = 10	

Afternoon Session

Creative arts

Make up a dance to your favourite song or a play to show your family. You can get some inspiration from [Just Dance](#)

Lunch (10mins eating & 30 mins play)

Lunch (30mins)

Morning Session

English

Spelling: Look, cover, write and check your [spelling words](#). Complete 1 task from the [spelling grid](#) below.

Reading: Log onto readworks (what you use for homework). Complete one of the tasks that has been set for your today.

If you can't access readworks, complete the [comprehension 2](#) activity below. Discuss with an adult what you have read. You can complete both if you have time.

Writing:

Click on this [link](#) and read through the [writing stimulus](#) below.

Use your plan that you completed yesterday to write a short narrative. (30mins you will have time to finish this tomorrow).

Grammar: Adjectives – Click on the [adjectives 2](#) link to complete the adjectives worksheet below.

Lunch (10mins eating & 30 mins play)

Middle Session

Mathematics

Go onto Matific

<https://www.matific.com/au/en-au/login-page/>

enter your login and password and complete set task

and/or

Number Games: Click on the link to learn how to play "[Strike it](#)". Use a spare piece of paper to do your own.

and/or

Timetables - Write down and practice you 6 timetables.

Extension: write down your 6 division tables.



1 x 6 = 6	7 x 6 = 42
2 x 6 = 12	8 x 6 = 48
3 x 6 = 18	9 x 6 = 54
4 x 6 = 24	10 x 6 = 60
5 x 6 = 30	11 x 6 = 66
6 x 6 = 36	12 x 6 = 72

divided by 6

$$0 \div 6 = 0$$

$$6 \div 6 = 1$$

$$12 \div 6 = 2$$

$$18 \div 6 = 3$$

$$24 \div 6 = 4$$

$$30 \div 6 = 5$$

$$36 \div 6 = 6$$

$$42 \div 6 = 7$$

$$48 \div 6 = 8$$

$$54 \div 6 = 9$$

$$60 \div 6 = 10$$

Lunch (30mins)

Afternoon Session

Creative arts

Click on this link to print out the [paper lantern](#) craft activity.

Follow the [instructions](#) to make the lantern.

Morning Session

English

Spelling: Look, cover, write and check your [spelling words](#). Complete 1 task from the [spelling grid](#) below.

Reading: Log onto readworks (what you use for homework). Complete one of the tasks that has been set for your today.

If you can't access readworks, complete the [comprehension 3](#) activity below. Discuss with an adult what you have read. You can complete both if you have time.

Writing:

Click on this link and read through the [writing stimulus](#) below.

Finalise the story that you started yesterday. (30mins).

Grammar: Noun Groups – Click on the [noun groups 1](#) link to complete the adjectives worksheet below.

Lunch (10mins eating & 30 mins play)

Middle Session

Mathematics

Go onto Matific

<https://www.matific.com/au/en-au/login-page/>

enter your login and password and complete set task

and/or

Our number for today is 64. Draw and write everything you know about 64 (you can use any operation).

and/or

Timetables - Write down and practice you 6 timetables.

Extension: write down your 6 division tables.



6x	
1 x 6 = 6	7 x 6 = 42
2 x 6 = 12	8 x 6 = 48
3 x 6 = 18	9 x 6 = 54
4 x 6 = 24	10 x 6 = 60
5 x 6 = 30	11 x 6 = 66
6 x 6 = 36	12 x 6 = 72

divided by 6

$$0 \div 6 = 0$$

$$6 \div 6 = 1$$

$$12 \div 6 = 2$$

$$18 \div 6 = 3$$

$$24 \div 6 = 4$$

$$30 \div 6 = 5$$

$$36 \div 6 = 6$$

$$42 \div 6 = 7$$

$$48 \div 6 = 8$$

$$54 \div 6 = 9$$

$$60 \div 6 = 10$$

Lunch (30mins)

Afternoon Session

HSIE: Geography

Click on the link of the [Australian map](#) and print it off if possible. Label each state and territory and the capital cities within Australia. Use the internet to locate one built and one natural landmark for each state and territory is located and draw it onto the map.

Morning Session

English

Spelling: Look, cover, write and check your [spelling words](#). Complete 1 task from the [spelling grid](#) below.

Reading: Log onto readworks (what you use for homework). Complete one of the tasks that has been set for your today.

If you can't access readworks, complete the [comprehension 3](#) activity below. Discuss with an adult what you have read. You can complete both if you have time.

Writing:

Click on this link and read through the [writing stimulus](#) below.

Edit and publish the story that you finished yesterday. (30mins).

Grammar: Noun Groups – Click on the [noun groups 2](#) link to complete the adjectives worksheet below.

Middle Session

Mathematics

Go onto Matific

<https://www.matific.com/au/en-au/login-page/>

enter your login and password and complete set task

and/or

Play ten questions with a member of your family to guess a number (up to 1,000). One player thinks of a number, the other player asks yes/no questions and tries to guess the number in 10 questions or less. Which questions are best to ask?

and/or

Timetables - Write down and practice you 6 timetables.

Extension: write down your 6 division tables.



A multiplication table for the 6 times table. It features a purple header with a cartoon eye and the text '6x'. Below the header, there are two columns of multiplication facts from 1x6 to 12x6.

1 x 6 = 6	7 x 6 = 42
2 x 6 = 12	8 x 6 = 48
3 x 6 = 18	9 x 6 = 54
4 x 6 = 24	10 x 6 = 60
5 x 6 = 30	11 x 6 = 66
6 x 6 = 36	12 x 6 = 72



A division table for division by 6. It has a blue header with the text 'divided by 6'. Below the header, there are two columns of division facts from 0 ÷ 6 to 60 ÷ 6.

0 ÷ 6 = 0
6 ÷ 6 = 1
12 ÷ 6 = 2
18 ÷ 6 = 3
24 ÷ 6 = 4
30 ÷ 6 = 5
36 ÷ 6 = 6
42 ÷ 6 = 7
48 ÷ 6 = 8
54 ÷ 6 = 9
60 ÷ 6 = 10

Lunch (10mins eating & 30 mins play)



Lunch (30mins)

Afternoon Session

HSIE: Geography

Look at the Australian map that you used yesterday to show one natural and one built landmark within each state and territory. On a spare piece of paper describe why each of these landmarks are significant.

Week 1 Words

		Michelangelo		Raphael		Donatello		Leonardo
REVISION WEEK	1	booth		porch		amaze		anymore
	2	shook		cartoon		glide		sniffle
	3	quick		muster		strode		sudden
	4	boxer		perm		fuse		sluggish
	5	swim		annoy		extreme		fennel
	6	melt		spoil		gloat		hammock
	7	slay		paints		shallow		slipper
	8	chain		snapping		flea		attempt
	9	wall		raining		cheek		gobble
	10	sting		trotting		oboe		raccoon
	11			quacking		thirteen		clobber
	12			swimming		preach		glutton
	13					barrow		puppet
	14					croak		mammoth
	15							haggis
	16							fiddling

[Click here to return to the top of the page](#)

Master Splinter and Shredder Groups – Revision



Splinter

mock

desk

wheel

thud

that

them

chum



Spelling Bee Words

1

aphid

9

bough

2

aplomb

10

capacity

3

appease

11

cavalry

4

aquatic

12

debris

5

arcane

13

deformity

6

arduous

14

enzyme

7

bachelor

15

fedora


8

backgammon

16

feint

[Click here to return to the top of the page](#)



Spelling - Choice Board (A)

Pyramid Words

Spell each of your words adding just one letter at a time, so you make a pyramid.



Add 'Em Up!

Write your spelling words. Total up the value of each spelling word.

Vowels = 5 points
Consonants = 2 points

Ask A Question?

Use each of your spelling words to write a question. Make sure you use a question mark!

Silly Story

Write a silly story (a paragraph) using all of your spelling words. Underline your spelling words.

Follow the Swirl

Draw a swirly line. Write your words over and over along the line.



Colour Code

Write the vowels in **blue** and the consonants in **red**.

create

Code Creation

Assign each letter of the alphabet a number. Write each word using your code.

Picture Perfect

Write each word and draw a picture to represent each word.



zebra

Thesaurus Dig

Choose 5 of your spelling words and find antonyms for them. Choose 5 of your words and find synonyms for them.

[Click here to return to the top of the page](#)

Harmony Day Reading Comprehension

QAR - Question Answer Relationships

Differences make us unique and special, and they are not a bad thing. Harmony Day is a day to celebrate Australia's multiculturalism, be accepting of the different cultures and learn more about them.

There are people from many different countries that live in Australia. About 70% of Australians were born here, whilst 30% were born overseas. The most common migrants, in order, are from England, New Zealand, China, India and Italy.

There are many people from other nations that now call Australia home and it is interesting to learn about their country of birth and culture. The top five languages spoken in Australia are, in order, English, Mandarin, Italian, Arabic and Cantonese. Every year Australians celebrate their multiculturalism on Harmony Day (the 21st of March). This is also the United Nations Day for the Elimination of Racial Discrimination. Orange was chosen as the colour for Harmony Day as it represents communication, conversations, freedom and respect. Harmony Day is recognising that 'everyone belongs', respecting cultural and religious diversity.



Teach **THIS**

Q1. From what country have people migrated to Australia the most?

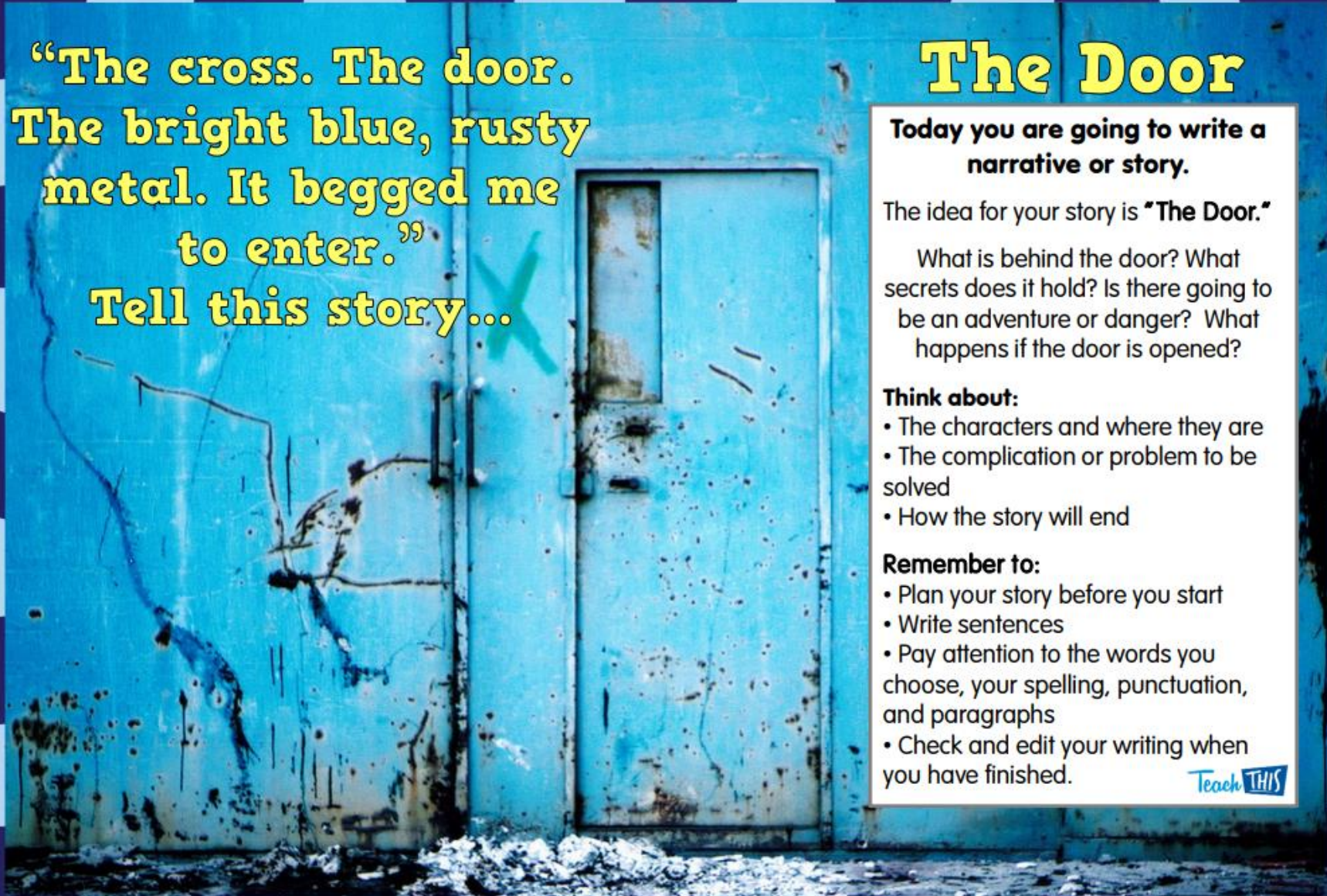
Q2. According to the text, what is the 3rd most common language spoken in Australia?

Q3. Summarise the main idea of the text.

Q4. The author implies that multiculturalism should be accepted in Australian society, do you think that this is what occurs?

Q5. Do you believe that Orange was an appropriate colour choice to represent Harmony Day in Australia. If yes, explain. If no, what colour would you suggest and why?

[Click here to return to the top of the page](#)



**“The cross. The door.
The bright blue, rusty
metal. It begged me
to enter.”
Tell this story...**

The Door

Today you are going to write a narrative or story.

The idea for your story is **“The Door.”**

What is behind the door? What secrets does it hold? Is there going to be an adventure or danger? What happens if the door is opened?

Think about:

- The characters and where they are
- The complication or problem to be solved
- How the story will end

Remember to:


- Plan your story before you start
- Write sentences
- Pay attention to the words you choose, your spelling, punctuation, and paragraphs
- Check and edit your writing when you have finished.

Teach **THIS**

[Click here to return to the top of the page](#)

Narrative Planning Template

Title _____

Orientation		
Setting	Characters	Mood
		

↓

Complication

↓

Events and Climax



Resolution

[Click here to return to the top of the page](#)



Adjectives

An adjective describes people, places and things.
It gives us more information about nouns.

Colour the adjectives below:

fast

short

train

dark

drink

fly


long

tall

soft

Circle the adjective in each sentence:

1. We ate delicious sushi for lunch.
2. Sarah wore a red dress to the disco.
3. The rollercoaster was extremely scary.
4. We picked beautiful flowers for Grandma.
5. The bright sun was hurting my eyes.

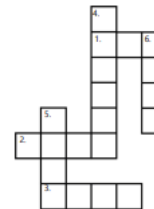


Write two adjectives to describe each picture.



Write a sentence using the following adjectives: red, shiny, tasty

Complete the crossword:



Across

1. What colour is a fire engine? _____
 2. There car was driving really _____.
 3. "How _____ are you going to take?"
- Down:
4. The sun is very _____ today.
 5. The basketball player was very _____.
 6. The moon lit up the _____ sky.


[Click here to return to the top of the page](#)

Chinese Lantern Festival

In ancient times, a young girl who worked for the Emperor Ming Huang, tricked the Emperor into having a great festival so that she could visit her family. The festival was so enjoyable that the Emperor declared it an annual event. To celebrate, he built thirty large, towering animal-shaped lanterns like tigers, leopards and dragons.

The Lantern Festival takes place 15 days after the start of Chinese New Year and marks the end of New Year celebrations. The festival was created to celebrate the start of the warmer weather, after the dark days of winter. Another belief is that the lanterns guide spirits back to the spirit world.

As part of the celebrations, people decorate and make their own lanterns. They try to make them as original as possible and often create them in the shapes of various animals. People then hang these lanterns everywhere, to light the way to a brighter future.



Answer the following questions:

When does the Chinese Lantern festival occur?

Why did the festival begin in ancient times?


Why do you think animal-shaped lanterns are a popular design?

What is one belief surrounding the Lantern Festival?


Use the template on the next page to create your own lantern.

Teach **THIS**

[Click here to return to the top of the page](#)



[Click here to return to the top of the page](#)



Paper Lantern Instructions

1. Colour the design on the lantern. Do not forget to colour and decorate the background and the handle (striped banner) too.
2. Cut along the dotted line at the bottom and put your handle aside.
3. Cut out the shaded area, using the lines to guide you.
4. Fold your paper in half lengthwise along the grey line.
5. Cut along all the dotted lines carefully, stopping at the thick black line (do not cut to the edge of the paper).
6. Dab some glue on the two white tabs that say “dab glue here”.
7. Match the long edges of the lantern together and glue the tabs under the full edge, so that you can not see the two white tabs. You can also use sticky tape to secure the tabs in place.
8. Staple the handle to the top of your lantern and hang around the room to decorate!

Teach **THIS**

[Click here to return to the top of the page](#)

Adjectives

An adjective describes people, places and things.
It gives us more information about nouns.

Underline the adjectives in each sentence:

1. Without sunscreen, the hot summer sun would have burned our skin.
2. Ella wrote a story about an old man who had a tiny, brown fluffy dog.
3. The kids loved to hang out under the huge, shady, oak tree.
4. Ethan found a huge white shell that held to his ear to hear the ocean.
5. Tom ate a bowl full of chocolate, vanilla and strawberry ice-cream.
6. The bright lights at the football stadium could be seen from afar.
7. Yesterday, I went to my friend's amazing 8th birthday party.

Write a sentence using the following adjectives:

beautiful

tiny

kind


Write 3 adjectives that
describe each holiday:



- 1) _____
- 2) _____
- 3) _____



- 1) _____
- 2) _____
- 3) _____



- 1) _____
- 2) _____
- 3) _____



- 1) _____
- 2) _____
- 3) _____

[Click here to return to the top of the page](#)

Creating Noun Groups

A **noun group** is a group of words built around a **noun** (head word). A noun gives us *extra information* about a person, place, thing, or idea. Using noun groups in our writing, helps us to communicate more information quickly.

Here is an example of creating a noun group:



There is a dog in the park.

There is a brown dog in the park.

There is a small, brown dog in the park.

There is a small, brown, stray dog in the park.

Use adjectives (descriptors) to build a noun group by filling in the blank sentences below:



The ant is on the bench.



The black ant is on the bench.

The _____ black ant is on the bench.

The _____, _____, black ant is on the bench.



Expand the noun (head word) in these phrases to create a **noun group**:

1. The _____, _____, _____ car
2. The _____, _____, _____ tree
3. The _____, _____, _____ cat
4. A _____, _____, _____ house
5. A _____, _____, _____ party

[Click here to return to the top of the page](#)

Map of Australia

© TeachThis.com.au (2009)

1. Draw each of the State and Territory borders.
2. Locate the capital city of each State or Territory.



Australian Capital Territory
South Australia

New South Wales
Tasmania

Queensland
Victoria

Northern Territory
Western Australia

[Click here to return to the top of the page](#)

Noun Group Building

woman beach kitchen **chair**
 blanket boat **tree** monkey
 food flower rocket **playground**

E.g the fast, modern, blue boat

Teach **THIS**

Choose **five nouns** (head words) from the box above. Write five sentences that contain a noun group, using your chosen noun as the head word.

noun (head word)	Your sentence (containing the noun group)

[Click here to return to the top of the page](#)