










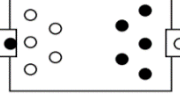






ES1 Kindergarten	ST1 (Years 1-2)	ST2 (Years 3-4)	ST3 (Years 5-6)
<p><b>"BANANA BREAD"</b></p> <p>With the help of an adult, make your very own scrumptious Banana Bread! Visit the link below: <a href="https://www.ozharvest.org/fightfoodwaste/wp-content/uploads/2021/01/FFW-Banana-Bread-Recipe.pdf">https://www.ozharvest.org/fightfoodwaste/wp-content/uploads/2021/01/FFW-Banana-Bread-Recipe.pdf</a></p> 	<p><b>"CARROT CAKE MUFFINS"</b></p> <p>Delicious goodness in a muffin! Make your very own batch of Carrot Cake Muffins, with the help of an adult! Visit the link below: <a href="https://www.ozharvest.org/fightfoodwaste/wp-content/uploads/2021/01/FFW-Carrot-Cake-Muffins.pdf">https://www.ozharvest.org/fightfoodwaste/wp-content/uploads/2021/01/FFW-Carrot-Cake-Muffins.pdf</a></p> 	<p><b>"FABULOUS FRITTERS"</b></p> <p>Fabulous Fritters! So very delicious! Make your very own, using any type of vegetables or herbs. Visit the link: <a href="https://education.ozharvest.org/wp-content/uploads/2020/04/OzHarvest-Fast-Veggie-Fritters.pdf">https://education.ozharvest.org/wp-content/uploads/2020/04/OzHarvest-Fast-Veggie-Fritters.pdf</a></p> 	<p><b>"SPAGHETTI BOLOGNESE"</b></p> <p>Make your very own version of deliciousness with this Spaghetti Bolognese recipe! Change it up by substituting ingredients of your choice. Visit the link: <a href="https://education.ozharvest.org/wp-content/uploads/2020/05/OzHarvest-Spaghetti-Bolognese.pdf">https://education.ozharvest.org/wp-content/uploads/2020/05/OzHarvest-Spaghetti-Bolognese.pdf</a></p> 
<p><b>"Snap"</b></p> <p>With the help of an adult, using the cards 1 (Ace) to 10, divide the cards amongst the players. <b>Rules:</b> 'Snap' the cards that are the same. 'Snap' the cards that come after the one played. 'Snap' the cards that come before the one played. Let the games begin!</p> 	<p><b>"Building Towers"</b></p> <p>Construct buildings in this super exciting and fun game of Legos and dice. Visit the link below: <a href="https://sites.google.com/education.nsw.gov.au/s1-maths-digital-resource-1/building-towers">https://sites.google.com/education.nsw.gov.au/s1-maths-digital-resource-1/building-towers</a></p> 	<p><b>"Pure Tac"</b></p> <p>Line up, Line up! Vertically, horizontally or diagonally, with no empty spaces! First player to get 3 in a line is the champion! View the link below to set your game: <a href="https://drive.google.com/file/d/17weOVvp8yLkPiCTvQf8EjAOR3FEwDZ/view?usp=sharing">https://drive.google.com/file/d/17weOVvp8yLkPiCTvQf8EjAOR3FEwDZ/view?usp=sharing</a></p> 	<p><b>"Catch 22"</b></p> <p>A two-player game of strategy! Use the power of your knowledge to reach a total of 22 or force your opponent to go over 22 (pow). Visit the link below and Let the games begin! <a href="https://drive.google.com/file/d/1Rr1xkALaMHRpTUbEpmUuV-dIX6XuyilX/view?usp=sharing">https://drive.google.com/file/d/1Rr1xkALaMHRpTUbEpmUuV-dIX6XuyilX/view?usp=sharing</a></p> 
<p><b>Outdoor Fun "Red Light, Green Light"</b></p> <p>Can you tag the traffic light controller and not get caught? With the help of an adult, view the link below to let the games begin! <a href="https://drive.google.com/file/d/1St4iyelCeUBha4591aF4p-eK4dspTLf0/view?usp=sharing">https://drive.google.com/file/d/1St4iyelCeUBha4591aF4p-eK4dspTLf0/view?usp=sharing</a></p> 	<p><b>Outdoor Fun "Crocodile, Crocodile, May we cross your golden river!"</b></p> <p>Grab everyone to join in the fun. See if you can safely get to the other side of the riverbank. With the help of an adult, view the link below to let the games begin! <a href="https://drive.google.com/file/d/1m78K8att3_DL_eNi-S-b1T7_S8UgFuh9W/view?usp=sharing">https://drive.google.com/file/d/1m78K8att3_DL_eNi-S-b1T7_S8UgFuh9W/view?usp=sharing</a></p> 	<p><b>Outdoor Fun "Four Corners"</b></p> <p>Each player stands in a corner. One player is in the middle of the square, as shown. Outside players kick the ball to the other plays along the outside lines of the grid. <b>Rule:</b> You cannot kick diagonally across the grid. You can move along your grid line, however, you can't receive the ball until you are at your corner! Player in the middle tries to intercept the ball with their feet. If successful, they take the position of the last player who kicked the ball!</p> 	<p><b>Outdoor Fun "End Ball"</b></p> <p>Line up your team as shown, minimum of 4 players. On 'go' one team passes the ball amongst their team with the aim of getting the ball down to the person at their goal end. Players are not allowed to move when in possession of the ball. Possession changes when the ball is intercepted or when a team scores!</p> 
<p align="center"><b>ALL STAGES "Moments of Gratitude"</b></p> <p>Enjoy a family picnic! But not just any picnic. Pick a theme of your choice. What will you make delicious savouries, sweets or both? How will you decorate/ set-up the space? Share your family picnic photos onto Seesaw!</p> <p align="center"><b>"Moments of Mindfulness"</b></p> <p>Go on a Nature Walk! Collect some leaves, gumnuts, bark, rocks or grass! Sit down in a relaxing space outdoors and use the natural objects to create your very own Mindful art! Visit the link below to download: <a href="https://drive.google.com/file/d/1U3diLY0FI2-sH3JxC7NNcg2_DldTz1Cb/view?usp=sharing">https://drive.google.com/file/d/1U3diLY0FI2-sH3JxC7NNcg2_DldTz1Cb/view?usp=sharing</a></p>  			
<p>Make your very own Play-Dough! With the help of an adult, view the link: <a href="https://www.abc.net.au/abckids/shows/play-school/recipe/uncooked-play-dough/11256674">https://www.abc.net.au/abckids/shows/play-school/recipe/uncooked-play-dough/11256674</a></p>	<p><b>Connect virtually with family and friends to Play 'Last Letter Food Word'.</b> 2-minute timer: Player 1 says a word i.e Egg. Player 2 says a new word using the last letter g: grapes and so on. Player with the most words, wins the game!</p>	<p><b>Connect with family and friends with reading!</b> Start a virtual book club! Get together with friends or family once a week and talk about the book they're reading!</p>	<p>Explore the horizons. Learn how to read a starmap! Can you spot Venus and Mars? View the link <a href="https://www.timeanddate.com/astronomy/night/australia/sydney">https://www.timeanddate.com/astronomy/night/australia/sydney</a></p>

Reminder: Take a photo of your wellbeing activity creations and share it onto Seesaw for everyone to see!