

# Stage 1 EAL/D Support Activities Week 8

Hello Stage 1,

I hope you are all well ☺. Here are the activities that you can complete on your own or with some help from a family member.

***You do not have to print the work if you do not have a printer. You can complete the activities in your homework book or on a piece of paper and then upload a photo on Seesaw. If you would like a printed pack sent home please let me or your classroom teacher know and we will organize that for you.***

If you have any questions about the activities you can contact me through the Seesaw Stage 1 Classroom.



## Activity 1:

### **Classroom Noun Labelling**

Write the words for the classroom items in the label boxes around the picture.

Use some of these words to write two different sentences. Don't forget to start with a capital letter and end with a full stop. Try to include some describing words in your sentences e.g. "My teacher writes on the **large** whiteboard."

## Activity 2:

### **Smile Writing Activity**

Think about what makes you smile and write about it. Don't forget to include capital letters and full stops. On the second page, draw a picture to go with your writing about what makes you smile.

## Activity 3:

### **Day and Night Labelling**

If you do the activity on Seesaw, you will label pictures about daytime and night time activities by moving the labels onto the picture. If you are not able to read the words, you can click on the sound button to hear the sentences.

If you are working on a paper copy of the activity you will label the pictures by writing the words "Daytime" or "Night time".

## Activity 4:

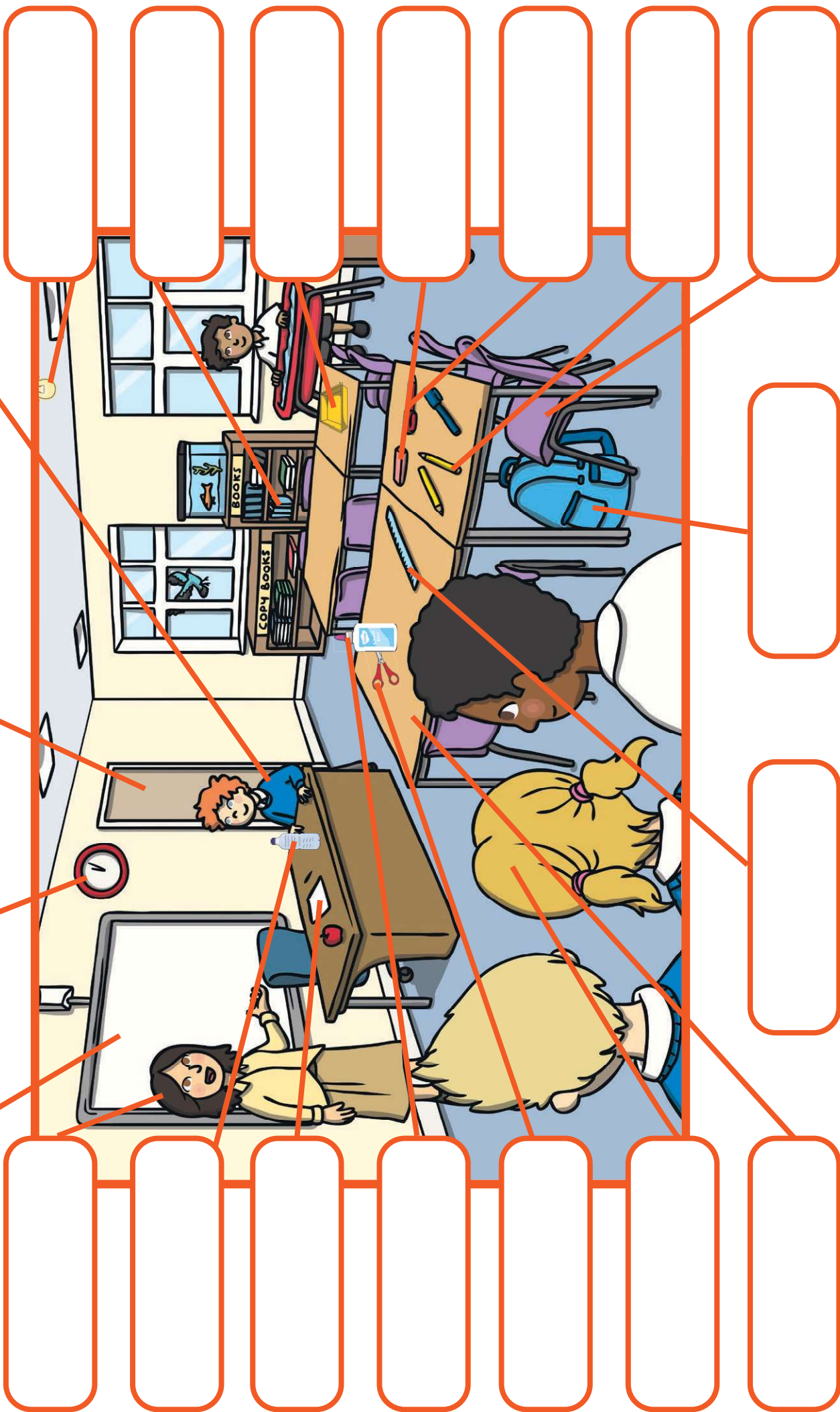
### **Comprehension: Fireflies**

Read or listen to the story about tiny insects. Complete the comprehension activities after reading or listening to the story. If you use the Seesaw app, don't forget you can use the textboxes to write your answers instead of using the pencil.

## Activity 5:

### **Comprehension: Fireflies/Day and Night Find-a-Word**

Complete the comprehension activity about fireflies and finish off with a fun Find-a-Word about Day and Night ☺



Name: \_\_\_\_\_

## Smile

Write about something that always puts  
a smile on your face. Tell me why this makes you smile.  
Don't forget to write in full sentences with capital letters  
and full stops.




Name: \_\_\_\_\_

## Smile

Draw a picture to go along with your writing.

Write the words "Daytime" or "Night time" in the pictures if you think that they are activities that you do in the day or in the night. You can write both words if you think you can do them in the day and the night.



When do you  
have a wash?

twinkl.co.uk



When do you  
eat supper?

twinkl.co.uk



When do you  
wear pyjamas?

twinkl.co.uk



When do you  
do your homework?

twinkl.co.uk



When do you  
watch television?

twinkl.co.uk



When do you  
wake up?

twinkl.co.uk





When do you  
brush your hair?

twinkl.co.uk



When do you  
eat breakfast?

twinkl.co.uk



When do you  
get dressed?

twinkl.co.uk



When do you  
go to sleep?

twinkl.co.uk



When do you  
go to school?

twinkl.co.uk



When do you  
brush your teeth?

twinkl.co.uk

Name: \_\_\_\_\_

# Fireflies

by Faith Cormier

What are those little green lights floating on the grass and flying in the yard?

Are they monsters? Are they UFOs?

No, they aren't monsters and they aren't UFOs. They're fireflies.



Fireflies are little insects that glow with a cool green light. If you touch one it won't burn you.

Some fireflies glow to warn other animals that they don't taste good. Frogs, bats, and birds do not like to eat animals that glow. The glow helps keep fireflies safe.

Sometimes we call fireflies glowworms.

You can catch fireflies in a jar. Don't forget to let them go again.

Name: \_\_\_\_\_

# Fireflies

by Faith Cormier



1. What color are fireflies when they glow?

\_\_\_\_\_

2. Fireflies are sometimes called

\_\_\_\_\_.

3. If you touch a firefly, will it burn you?

yes          no

4. If you catch a firefly in a jar, you should...

- a. keep it in your bedroom
- b. let it go after you look at it
- c. put water in the jar
- d. shake the jar

5. When can you find fireflies?

- a. in the yard
- b. in the grass
- c. in the day
- d. at night



Name: \_\_\_\_\_

# Fireflies

by Faith Cormier



Write true or false.

1. Fireflies are hot. \_\_\_\_\_
2. Fireflies are called glowworms. \_\_\_\_\_
3. Fireflies glow with a red light. \_\_\_\_\_
4. Fireflies are monsters. \_\_\_\_\_
5. Fireflies are insects. \_\_\_\_\_
6. Fireflies can fly. \_\_\_\_\_
7. Fireflies glow to show other animals they don't taste good. \_\_\_\_\_

Name: \_\_\_\_\_

# Fireflies

by Faith Cormier



Draw lines to match words with their meanings.

- |            |                         |
|------------|-------------------------|
| 1. insect  | a. not hot              |
| 2. monster | b. bug with six legs    |
| 3. UFO     | c. a space ship         |
| 4. cool    | d. scary creature       |
| 5. glow    | e. light up in the dark |

Now circle the words in the puzzle.

INSECT    MONSTER    UFO    COOL    GLOW

W	I	N	S	E	C	T	G
S	U	P	E	C	O	O	L
I	F	L	Z	E	D	C	O
M	O	N	S	T	E	R	W

# What's in the Sky?

## Day and Night



m o o n w o w l t  
q r s n o w s i b  
w d t f e y i g o  
o a a b c s w h y  
b t r s u d i t l  
n e s o s u n n a  
i t y g h o w i b  
a e r o p l a n e  
r w p l u c e g x

sun  
clouds  
owl

rainbow  
lightning  
moon

snow  
aeroplane  
stars

# Stage 1 EAL/D Support Activities Week 9

Hello Stage 1,

I hope you are all well ☺. Here are the activities that you can complete on your own or with some help from a family member.

***You do not have to print the work if you do not have a printer. You can complete the activities in your homework book or on a piece of paper and then upload a photo on Seesaw. If you would like a printed pack sent home please let me or your classroom teacher know and we will organize that for you.***

If you have any questions about the activities you can contact me through the Seesaw Stage 1 Classroom.



Activity 1:

## **My Favourite Season**

Write about your favourite season and why it is your favourite season. Don't forget to write in full sentences, including capital letters and full stops. Read over your writing so that you can check that it makes sense.

Activity 2:

## **Comprehension: Big Storm (Unite for Literacy)**

<https://www.uniteforliteracy.com/unite/earthandsky/book?BookId=1406&shr=1&LangId=0>

After listening to or reading the story, answer the comprehension matching activity.

Activity 3:

## **Catch-Up Day –No new activities today.**

Activity 4:

## **Comprehension: What will you use? (Unite for Literacy)**

<https://www.uniteforliteracy.com/unite/healthyme/book?BookId=1621&shr=1&LangId=0>

After listening to or reading the story, answer the comprehension labelling/drawing activity.

Activity 5:

## **Birthday Party Scene Nouns and Adjectives**

Write some nouns around the picture of the Birthday Scene. Use the picture and nouns to write some sentences about this picture using adjectives (describing words). Make sure your sentences have capital letters and full stops. Re-read your sentences so you can check that they make sense.

Name: \_\_\_\_\_

# My Favorite Season

Describe your favorite season (autumn, winter, spring, or summer). Tell what kinds of things you like to do during that season.



---

---

---

---

---

---

---

---

---

---

Draw a picture enjoying your favourite season.

Match the labelled picture with the definition (meaning) on the right hand side.



**Cloudburst**

A storm with blustery blowing snow that makes everything hard to see.



**Blizzard**

A storm that starts with a sudden downpour and ends quickly.



**Haboob**

A storm that drops round balls of ice out of the sky.



**Hailstorm**

A storm that blows a dry wall of dust. It is also called a dust storm.



**Hurricane**

A storm with strong, straight-line winds that blow for hours.




**Tornado**

A storm of rain and wind that forms over the ocean causing high waves when it comes onshore.



**Derecho**

A storm where powerful winds form a funnel  that whirls across the land.



### **What will you use? Thursday Activity**

After reading the story on the Unite for Literacy website, complete the following chart using drawings and labels:

<https://www.uniteforliteracy.com/unite/healthyme/book?BookId=1621&shr=1&LangId=0>


What musical instrument would you like to learn to play?	What is your favourite fruit?
What is your favourite game?	What is your favourite type of weather?
What is your favourite smell?	What is your favourite way to move?
Would you rather read about real or imaginary things?	What is your favourite way to enjoy a beautiful day?

# Birthday Party Scene



## **Birthday Scene**

List of nouns you see in the picture:



Sentences:

1. \_\_\_\_\_  
\_\_\_\_\_  
\_\_\_\_\_

2. \_\_\_\_\_  
\_\_\_\_\_  
\_\_\_\_\_

Draw a picture of you celebrating a birthday:

