



















M o n d a y 6 S e p t e m b e r	Morning Session 9:00-10:50	L U N C H B R E A K	Middle Session 11:30-1:30	A F T E R N O O N B R E A K	Afternoon Session 1:30-3:00
	<p>Log on to SeeSaw using your student code https://web.seesaw.me/ Please remember to check in with your teacher via the Student Home Learning Seesaw App.</p> <p>English Language (prepositions): On, in, under, by https://tinyurl.com/2t3bbchs</p> <p>Sight Words: 1. Read and write this week's new words: asleep awake will saw Look, Cover, Say, Write, Check your words.</p> <p>Reading/Writing: 1. Students complete the SeeSaw activity Animal Groups Cloze. </p> <p>2. Students write sentences about 3 new facts they have learnt this week.</p> <p>Brain Break: take a break away from the computer</p> <p>Reading Eggs: Locate the 'Comprehension Story 16' on SeeSaw post Read the passage and tell someone the answers</p>		<p>English Read a story: open your reading assignment in Reading Eggs. Log on to Reading Eggs https://readingeggs.com.au/ Click on Reading Eggspress to access your allocated book. Some books have a QUIZ: Click on question marks and complete the quiz.</p> <p>Brain Break: Boom Chicka Boom https://tinyurl.com/ybht3e8b</p> <p>Mathematics: Patterns We are learning to recognise, describe and continue repeating patterns.</p> <p>1. Open the Seesaw activity: 'Making Patterns'. Complete the template by making three different patterns: AB, ABB and ABC (you can use the shapes tool on Seesaw to do this). </p> <p>2. Alternatively, use household items such as coins, blocks, stickers, pencils, etc. to create these patterns. Take a photo of your work and upload it to show your teacher.</p>  <p>Optional: Go onto Matific https://www.matific.com/au/en-au/login-page/ enter your login and password and complete set tasks</p>		<p>Science and Technology Living World Animal and Plant Products</p>  <p>Students will be learning to explain how everyday items come from plants or animals.</p> <p> Click on Seesaw activity: 'Living World Lesson 7' and listen to the recorded lesson.</p> <p>Key learning will include:</p> <ul style="list-style-type: none"> Recap of Lesson 6: Cultures throughout the world. Explore plant products that have been made from plant parts. Design an artwork or collage using plant materials such as sticks, leaves or bark. Explore the process of wool and products that have been designed using wool. <p>Students will complete a Seesaw activity after watching the recorded lesson.</p>


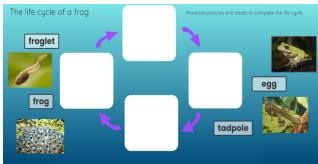







T u e s d a y 7 S e p t e m b e r	Morning Session 9:00-10:50	Middle Session 11:30-1:30	Afternoon Session 1:30-3:00
	<p>Log on to SeeSaw using your student code https://web.seesaw.me/</p> <p>Please remember to check in with your teacher via the Student Home Learning Seesaw App.</p> <p>English Language (opposites) https://tinyurl.com/8cwnaxz8 Listen and learn all about opposites</p> <p>Sight Words: 1. Read and write this week's new words: because under over gave Look, Cover, Say, Write, Check your words.</p> <p>Reading/Writing: Tiddalick the Frog is an Aboriginal Dreamtime Story.</p> <p>1. Complete the Seesaw activity: 'Imaginative or Informative: Tiddalick the Frog' and listen to the story read by Kirra Christian:  https://tinyurl.com/48pad5h4</p> <p>2. Write a sentence in your book about your favourite part of the story. Don't forget to use capital letters, finger spaces and full stops.</p> <p>Brain Break: take a break away from the computer</p> <p>Reading Eggs Log on to Reading Eggs https://readingeggs.com.au/ Enter your login and password. Click on ABC Reading Eggs and complete Assigned tasks – Lesson 94 (ake rime)</p>	<p>English Read a story: open your reading assignment in Reading Eggs. Log on to Reading Eggs https://readingeggs.com.au/ Click on Reading Eggspress to access your allocated book. Some books have a QUIZ: Click on question marks and complete the quiz.</p> <p>Brain Break: counting The Ants went Marching https://tinyurl.com/h5sbffvc</p> <p>Mathematics Today we are practising the correct number formation.</p> <p>1. Complete the Seesaw activity: 'Number formation' </p> <p>2. Practise writing your numbers 0-10 in your book as neatly as you can with the correct number formation.</p>  <p>Optional: Go onto Matific https://www.matific.com/au/en-au/login-page/ enter your login and password and complete set tasks</p>	<p>Wellbeing: We are learning to be honest. Complete the Seesaw activity on honesty. </p> <p>Fitness: Skipping https://vimeo.com/416347791</p> 


A
F
T
E
R
N
O
O
N

B
R
E
A
K

Wednesday 8 September	Morning Session 9:00-10:50	Middle Session 11:30-1:30	Afternoon Session 1:30-3:00
	<p>Log on to SeeSaw using your student code https://web.seesaw.me/ Please remember to check in with your teacher via the Student Home Learning Seesaw App.</p> <p>English Phonics: Jolly Phonics sounds https://tinyurl.com/vtzjvbjp Write the letters of the alphabet.</p> <p>Sight Words: 1. Read and write this week's new words: because under over gave Look, Cover, Say, Write, Check your words</p> <p>Reading/Writing: 1. Listen to the Aboriginal Dreamtime story 'Tiddalick the Frog' again. https://tinyurl.com/48pad5h4 2. Complete the Seesaw Activity: 'Comprehension and Writing Activity: Tiddalick the Frog'. </p>  <p>Brain Break: take a break away from the computer</p> <p>Reading Eggs Log on to Reading Eggs https://readingeggs.com.au/ Click on ABC Reading Eggs and complete assigned tasks – Lesson 95 (Long a vowel)</p>	<p>English Read a story: open your reading assignment in Reading Eggs. Log on to Reading Eggs https://readingeggs.com.au/ Click on Reading Eggspress to access your allocated book. Some books have a QUIZ: Click on question marks and complete the quiz.</p> <p>Brain Break: counting Count and dance along with Dr Knickerbocker https://tinyurl.com/4px5pwr6</p> <p>Mathematics Today we are practising the correct number formation. We can write the missing number. 1. Complete the Seesaw activity: 'Missing numbers' </p> <p>2. Use chalk or water and a paint brush on concrete and practise writing numbers 0-10 as neatly as you can.</p>  <p>Optional: Go onto Matific https://www.matific.com/au/en-au/login-page/ enter your login and password and complete set tasks</p>	<p>PDHPE: Water Safety</p> <p>Download Water Safety from Skoolbag</p> <p>Why are these rules so important?</p>  <p>Download Water Safety Cards from Skoolbag Ask a grown-up to read the story cards. What should you do?</p> 

T h u r s d a y 9 S e p t e m b e r	Morning Session 9:00-10:50	Middle Session 11:30-1:30	Afternoon Session 1:30-3:00
	<p>Log on to SeeSaw using your student code https://web.seesaw.me/ Please remember to check in with your teacher via the Student Home Learning Seesaw App.</p> <p>English Phonics: Jolly Phonics Phase 3 sounds https://tinyurl.com/43wvsth8 Read along with the words</p> <p>Sight Words: 1. Read and write this week's new words: because under over gave Look, Cover, Say, Write, Check your words</p> <p>Reading/Writing: 1. View the video: The life cycle of a frog': https://tinyurl.com/4brrr2t7 2. Is this video imaginative or informative? Discuss your answer with a parent / carer. 3. Complete the Seesaw Activity 'The life cycle of a frog'. </p>  <p>Brain Break: take a break away from the computer</p> <p>Reading Eggs Log on to Reading Eggs https://readingeggs.com.au Click on ABC Reading Eggs and complete assigned tasks – Lesson 96 (ace rime)</p>	<p>English Read a story: open your reading assignment in Reading Eggs. Log on to Reading Eggs https://readingeggs.com.au/ Click on Reading Eggspress to access your allocated book. Some books have a QUIZ: Click on question marks and complete the quiz.</p> <p>Brain Break: Join in with 'Can't Stop the Feeling' https://tinyurl.com/xe2dzk8w</p> <p>Mathematics: Length We are going to revise short and long by making constructions. We use words such as long, short, longer and shorter to describe length. 1. Use lego or playdough to make a long and short construction. Tell your carer which is long and short.</p>  <p>2. Together with your carer trace both your hand prints onto a piece of paper. Label each hand print. Use lego to measure each hand print and count aloud how many pieces of lego you needed to measure each hand print. Upload your 'Handprints' to the Seesaw Activity. </p> 	<p>HSIE - History</p> <p>Telling Stories</p>  <p>Students will be learning about commemorations.</p> <p>Click on Seesaw activity: 'Telling Stories Lesson 6' and view the recorded lesson. </p> <p>Key learning will include:</p> <ul style="list-style-type: none"> Identifying differences between commemorations and celebrations. Identifying commemorations and celebrations in the family. <p>Students will use the Seesaw template to name and depict one event they commemorate with their family.</p>



F r i d a y 1 0 S e p t e m b e r	Morning Session 9:00-10:50	L U N C H B R E A K	Middle Session 11:30-1:30	A F T E R N O O N B R E A K	Afternoon Session 1:30-3:00
	<p>Log on to SeeSaw using your student code https://web.seesaw.me/ Please remember to check in with your teacher via the Student Home Learning Seesaw App.</p> <p style="text-align: center;">Fitness Dance Fever session 9:00 to 9:40</p> <p>English Language (opposites) https://tinyurl.com/ptjnd3jp Listen and learn some new opposites</p> <p>Sight Words: 1. Read and write this week's new words: because under over gave Look, Cover, Say, Write, Check your words</p> <p>Reading/Writing: 1. View the video 'Life Cycle of a Frog': https://tinyurl.com/yk7p29xs</p> <p>2. Complete the Seesaw activity:  'Writing activity: The life cycle of a frog'. <u>Alternatively:</u> Print out the Seesaw activity and write out the life cycle sentences.</p> <p>Brain Break: take a break away from the computer</p> <p>Reading Eggs Log on to Reading Eggs https://readingeggs.com.au/ Click on ABC Reading Eggs and complete assigned tasks – Lesson 97 (vowels)</p>		<p>English Read a story: open your reading assignment in Reading Eggs. <i>Log on to Reading Eggs</i> https://readingeggs.com.au/ Click on Reading Eggspress to access your allocated book. Some books have a QUIZ: Click on question marks and complete the quiz.</p> <p>Brain Break: https://tinyurl.com/2sazvfnu Have fun with the 'Penguin Dance'</p> <p>Mathematics: Length We are learning about length. Length is when we measure how far something is from end to end.</p> <p>1. View link 'Ordering objects by length': https://tinyurl.com/4v5herda</p> <p>2. Look around your house for 3 objects you can measure from end to end. The scissors are the longest and the spoon is the shortest.</p> <div data-bbox="806 1047 942 1214" data-label="Image"></div> <p>3. Complete "Scavenger Hunt" Seesaw activity.</p> <div data-bbox="791 1289 1014 1451" data-label="Image"></div> <div data-bbox="1050 1289 1102 1325" data-label="Image"></div>		<p style="text-align: center;">Wellbeing Activity Grid</p> <p>Select one or two activities from the Wellbeing Grid</p> <p>This document will be distributed prior for week 9</p>



Dalmeny Public School - Kindergarten

Term 3 Week 9