


	Morning Session 9:00-10:50	Middle Session 11:30-1:30	Afternoon Session 1:30-3:00
M O n d a y 3 0 A u g u s t	<p>Log on to SeeSaw using your student code https://web.seesaw.me/ Please remember to check in with your teacher via the Student Home Learning Seesaw App.</p> <p>English Language (prepositions): Where's the Monkey? https://tinyurl.com/44kanyxr</p> <p>Sight Words: 1. Read and write this week's new words: asleep awake will saw Look, Cover, Say, Write, Check your words. Try using chalk or water and brush.</p> <p>Reading/Writing: 1. Predict what the text Farmer Duck will be about. Complete the SeeSaw activity Farmer Duck Prediction. </p> <p>2. Write about three chores (jobs) that you do at home and draw a picture for each in your homework book or on a piece of paper.</p> <p>Brain Break: take a break away from the computer.</p> <p>Reading Eggs Log on to Reading Eggs https://readingeggs.com.au/ Enter your login and password. Click on ABC Reading Eggs and complete Assigned tasks - Lesson 90 (ch sound).</p>	L U N C H B R E A K	A F T E R N O O N B R E A K

English

Read a story: open your reading assignment in Reading Eggs.

Log on to Reading Eggs <https://readingeggs.com.au/>

Click on Reading Eggspress to access your allocated book.

Some books have a QUIZ: Click on question marks and complete the quiz.

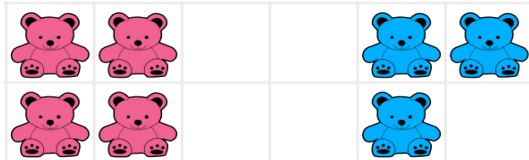
Brain Break:

To celebrate Indigenous Literacy day, join the Wiggles and Christine Anu singing and dancing Taba Naba.

<https://tinyurl.com/24hbjb5>

Mathematics: Addition and Subtraction

We are learning to compare two groups of objects to determine 'how many more'



1. View the image above. There are two groups of bears. Count each group of bears. The first group (pink) has 4 bears and the second group (blue) has 3 bears. What group of bears has more?

There are more pink bears. How many more pink bears are there than blue bears? When I say more it means how many extra.

The two groups are different and unequal. The pink bears have one more bear in their group.

2. Complete 'How many more bears' Seesaw activity



Optional: Go onto Matific

<https://www.matific.com/au/en-au/login-page/>

Wellbeing

We are learning to show kindness by having helpful hands! View the story **Hands are for Helping**

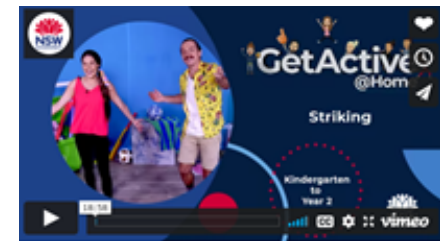
<https://www.youtube.com/watch?v=Q35krsQoCog>





Trace and decorate your hand. Think of 5 ways, one for each finger, that you can use your hands to show kindness to others at school. Explain your 5 ideas to a parent!






Sport: Striking (hand and racquet control)








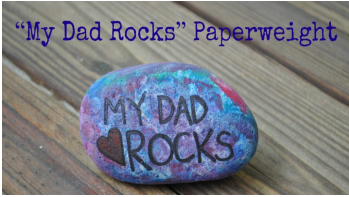
<https://vimeo.com/416347791>








	Morning Session 9:00-10:50	Middle Session 11:30-1:30	Afternoon Session 1:30-3:00
<p style="writing-mode: vertical-rl; transform: rotate(180deg);">T u e s d a y</p> <p style="writing-mode: vertical-rl; transform: rotate(180deg);">3 1</p> <p style="writing-mode: vertical-rl; transform: rotate(180deg);">A u g u s t</p>	<p>Log on to SeeSaw using your student code https://web.seesaw.me/ Please remember to check in with your teacher via the Student Home Learning Seesaw App.</p> <p>English Phonics: Jolly Phonics sounds https://tinyurl.com/vtzjvbjp Write the letters of the alphabet.</p> <p>Book week <i>Bigger, Better, Brighter!</i> LIVESTREAM - CBCA Book Week celebrations in 2021! 9:30 to 10:05</p> <p>Reading/Writing: 1. Complete the SeeSaw activity Farmer Duck Story Map. </p> <p>2. Write a sentence or sentences about how this text is similar to The Little Red Hen.</p> <p>Brain Break: take a break away from the computer</p> <p>Reading Eggs Log on to Reading Eggs https://readingeggs.com.au/ Enter your login and password. Click on ABC Reading Eggs and complete assigned tasks - Lesson 91 (soft c sound).</p>	<p>English Read a story: open your reading assignment in Reading Eggs. <i>Log on to Reading Eggs</i> https://readingeggs.com.au/ Click on Reading Eggspress to access your allocated book. Some books have a QUIZ: Click on question marks and complete the quiz.</p> <p>Game Break: Scrub a Dub- matching sizes https://tinyurl.com/tw7wn52x</p> <p>Mathematics Addition and Subtraction We are learning to compare two groups of objects to determine 'how many more'</p> <p>1. Work with a carer to play the two player game. Use the interactive online dice (1-6): https://tinyurl.com/3338eak6 and objects in your home. You could use toy cars, rocks or play dough. Player 1 rolls the dice first and makes a group. If player 1 rolls a 5 they will need to make a group of 5. Player 2 rolls the dice and makes their group. Count each group to determine how many are in each separate group. Compare both groups and determine which group has more. Say it in a sentence: 'I have 2 more cars than my Mum'.</p> <p></p> <p>2. Take a photo and upload it to your Seesaw Journal for your teacher. </p>	<p>PDHPE : Passenger Safety</p> <p>Learn about:</p> <ol style="list-style-type: none"> Always buckling up safety Always staying buckled up - awake or asleep Always getting in and out of the safety door <p></p> <p>Instructions:</p> <ol style="list-style-type: none"> https://tinyurl.com/ydsmz5p2 Read the ebook 'Who is buckled up?' to find out who is safe in the car, and who is buckled up in a child car seat or booster seat. Click on 'Complete Activity' on page 35 in the ebook. Draw a picture of yourself in a booster seat. If you don't have a printer, draw your own car seat. Pretend you are going for a ride in your car. Set up four chairs into a car formation with front and back seats. Dramatise getting into the car using the back safety door near the kerb, closing the door, sitting in your booster seat and buckling up the seat belt. You can invite a grownup or teddy to join you. <p style="writing-mode: vertical-rl; transform: rotate(180deg);">A F T E R N O O N</p> <p style="writing-mode: vertical-rl; transform: rotate(180deg);">B R E A K</p>



	Morning Session 9:00-10:50	Middle Session 11:30-1:30	Afternoon Session 1:30-3:00
W e d n e s d a y 1 S e p t e m b e r	<p>Log on to SeeSaw using your student code https://web.seesaw.me/ Please remember to check in with your teacher via the Student Home Learning Seesaw App.</p> <p style="text-align: center;">Welcome to Catch Up Day</p> <p>You have time to practise skills you have been learning</p> <p>Days of the Week Practise saying the days of the week. https://tinyurl.com/3hbs7446 Write the days of the week.</p> <p>Handwriting 1. Watch the video showing the correct way to write your letters. As you watch and listen, write the letter in the air. https://tinyurl.com/u5k95kjk</p> <p>2.  Click on SeeSaw activity 'letters' and trace the letters 'c', 'o' and 'a' using the pencil tool.</p> <p>Sight Words Practice reading your Term 3 sight words (uploaded on SeeSaw)</p> <p style="text-align: center;">Wellbeing Dance Fever session 10:50-11:30</p>	<p>Counting Let's Get Fit - Counting to 100 with Jack Hartman https://tinyurl.com/4sk6dnnu</p> <p>Counting Game: Chicken Coop: place the chickens in the coop as you count to 100. https://tinyurl.com/tu4vn2d2</p>  <p>National Indigenous Literacy Day View the story: 'Go Home, Cheeky Animals!' written by Johanna Bell and illustrated by Aboriginal artist, Dion Beasley. This story is read by Jack Charles who is an Aboriginal Elder, actor and musician. https://tinyurl.com/4f2rvjt4 Where do you think this story is set? Discuss with a parent / carer.</p> 	<p style="text-align: center;">Wellbeing Activity Grid</p> <p>Select one or two activities from the Wellbeing Grid</p> <p>This document will be distributed prior for week 8</p> <p style="text-align: center;">A F T E R N O O N B R E A K</p>

	Morning Session 9:00-10:50	Middle Session 11:30-1:30	Afternoon Session 1:30-3:00
<p style="writing-mode: vertical-rl; transform: rotate(180deg);"> T h u r s d a y 2 S e p t e m b e r </p>	<p>Log on to SeeSaw using your student code https://web.seesaw.me/ Please remember to check in with your teacher via the Student Home Learning Seesaw App.</p> <p>English Language: (Prepositions): Where is the Spider? https://tinyurl.com/2t3bbchs</p> <p>Sight Words: 1. Read and write this week's new words: asleep awake will saw Look, Cover, Say, Write, Check your words. Cut out letters from junk mail and make words.</p> <p>Reading/Writing: 1. Complete the SeeSaw activity Farmer Duck Sentence Reconstruction, where the children need to sequence words to create a sentence. </p> <p>2. Instead of 'How goes the work?' write a sentence or sentences the farmer could have said to help Farmer Duck e.g. Can I help you? Complete your writing in your homework book or on a piece of paper.</p> <p>Brain Break: take a break away from the computer.</p> <p>Reading Eggs Log on to Reading Eggs https://readingeggs.com.au/ Enter your login and password. Click on ABC Reading Eggs and complete assigned tasks - Lesson 92 (ice, ine, ime rimes).</p>	<p>English Read a story: open your reading assignment in Reading Eggs. <i>Log on to Reading Eggs</i> https://readingeggs.com.au/ Click on Reading Eggspress to access your allocated book. Some books have a QUIZ: Click on question marks and complete the quiz.</p> <p>Game Break: Chicken Dance-Completing patterns https://tinyurl.com/536zem79</p> <p>Mathematics: Addition and Subtraction We are learning to compare two groups of objects to determine 'how many more'.</p> <p></p> <p>1. View the text 'Ten apples up on top' by Dr Seuss: https://tinyurl.com/4e7ry3mk The book is about some animals who are being competitive with each other. They want to have more apples up on top.</p> <p>2.. Complete 'Ten apples up on top' Seesaw activity. </p> <p>Optional: Go onto Matific https://www.matific.com/au/en-au/login-page</p>	<p>Creative Arts – Visual Arts</p> <p>This weekend is Father's Day. You might like to choose one or more of the following ideas to make for someone special in your family!</p> <p> </p> <p> </p> <p></p> <p style="writing-mode: vertical-rl; transform: rotate(180deg);"> A F T E R N O O N B R E A K </p>

Morning Session 9:00-10:50	Middle Session 11:30-1:30	Afternoon Session 1:30-3:00																						
<p>Log on to SeeSaw using your student code https://web.seesaw.me/ Please remember to check in with your teacher via the Student Home Learning Seesaw App.</p> <p>English Phonics: Jolly Phonics Phase 3 sounds https://tinyurl.com/43wvsth8</p> <p>Sight Words: 1. Read and write this week's new words: asleep awake will saw Look, Cover, Say, Write, Check your words.</p> <p>Reading/Writing: 1. Complete the SeeSaw activity Animal Groups. </p> <p>2. Choose an animal and write a sentence or sentences about which animal group it belongs to and why it belongs to this group e.g. A frog is an amphibian because it lives on land and in water.</p> <p>Brain Break: take a break away from the computer</p> <p>Reading Eggs Log on to Reading Eggs https://readingeggs.com.au/ Enter your login and password. Click on ABC Reading Eggs and complete assigned tasks - Lesson 93 (soft g sound).</p>	<p>L U N C H</p> <p>B R E A K</p>	<p>English Read a story: open your reading assignment in Reading Eggs. <i>Log on to Reading Eggs</i> https://readingeggs.com.au/ Click on Reading Eggspress to access your allocated book. Some books have a QUIZ: Click on question marks and complete the quiz.</p> <p>Game Break: create your own music  https://tinyurl.com/3sp9bk6y</p> <p>Mathematics: Patterns We are learning to recognise, describe and continue repeating patterns.</p> <p>1. Open Seesaw activity: 'Patterns'. Watch the video in the link provided. <i>Optional:</i> click on the ant on the bottom left to go to a patterns game. </p> <p>2. Complete the template provided in the activity</p> <table border="1" style="margin: 10px auto;"> <tr> <td style="background-color: #FF69B4; border-radius: 50%; text-align: center;">A</td> <td style="background-color: #00CED1; border-radius: 50%; text-align: center;">B</td> <td style="background-color: #FF69B4; border-radius: 50%; text-align: center;">A</td> <td style="background-color: #00CED1; border-radius: 50%; text-align: center;">B</td> <td style="background-color: #FF69B4; border-radius: 50%; text-align: center;">A</td> <td style="width: 20px; height: 20px;"></td> <td style="width: 20px; height: 20px;"></td> </tr> <tr> <td style="background-color: #FF69B4; border-radius: 50%;"></td> <td style="background-color: #FF69B4; border-radius: 50%;"></td> <td style="background-color: #00CED1; border-radius: 50%;"></td> <td style="background-color: #FF69B4; border-radius: 50%;"></td> <td style="background-color: #FF69B4; border-radius: 50%;"></td> <td style="width: 20px; height: 20px;"></td> <td style="width: 20px; height: 20px;"></td> </tr> <tr> <td style="background-color: #00CED1; border-radius: 50%;"></td> <td style="background-color: #00CED1; border-radius: 50%;"></td> <td style="background-color: #FF69B4; border-radius: 50%;"></td> <td style="background-color: #FF69B4; border-radius: 50%;"></td> <td style="background-color: #00CED1; border-radius: 50%;"></td> <td style="width: 20px; height: 20px;"></td> <td style="width: 20px; height: 20px;"></td> </tr> </table> <p>Optional: Go onto Matific https://www.matific.com/au/en-au/login-page/</p>	A	B	A	B	A																	<p>HSIE - History</p> <p style="text-align: center;">Telling stories</p> <div style="text-align: center;">  </div> <p>Students will be learning to examine artefacts from the past.</p> <p>Click on Seesaw activity: 'Telling Stories Lesson 5' and view the recorded lesson. </p> <p>Key learning will include:</p> <ul style="list-style-type: none"> • Examining identifying features of artefacts. • Making conclusions about the artefacts' use or purpose in History. <p>Students will use the Seesaw template to draw or photograph a personal artefact and write/talk about why it is important to them.</p>
A	B	A	B	A																				



Dalmeny Public School - Kindergarten

Term 3 Week 8