

# Stage 1 EAL/D Support Activities Week 6

Hello Stage 1,

I hope you are all well and healthy at home with your families.

Here are the activities that you can complete on your own or with some help from a family member.

***You do not have to print the work if you do not have a printer. You can complete the activities in your homework book or on a piece of paper.***

If you have any questions about the activities you can contact me through the new Seesaw Stage 1 Classroom. Stay safe 😊

Mrs Munoz

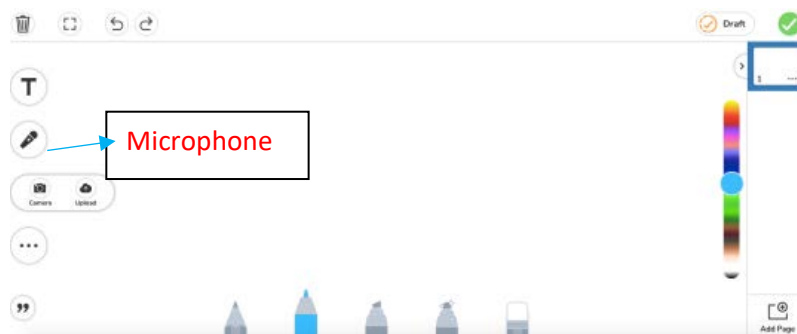
## Activity 1:

### **Gilbert Goldfish Wants a Pet**

Listen to the story by clicking on the YouTube link:

<https://www.youtube.com/watch?v=gchQsUkIXY4>

Draw a picture of your favourite part of the book. Write a sentence about the book (maybe tell me what your favourite part of the book is and why) If you know how to use the microphone in Seesaw you can record yourself telling me this answer if you are unable to write the words.



## Activity 2:

### **Gilbert Goldfish- Adjectives**

Listen to the story again if you like. Think of some animals that might fit the descriptions (adjectives) and draw them in the circles. For example: if the adjective was 'loud' then you could possibly draw a monkey because monkeys are loud.

## Activity 3:

### **Gilbert Goldfish- Wants and Why?**

Complete the activity about the things that Gilbert wanted and what you really want. Don't forget to write why you want it.

## Activity 4:

### **Night and Day**

Complete the activity about night and day. You can draw the moon (night) and the sun (day)

Instead of cutting and gluing. You will also write a sentence about what you can do in the day time and also a sentence about what you can do in the night time.


e.g: I can have breakfast at day time. I can set the table for dinner at night time.

## Activity 5:

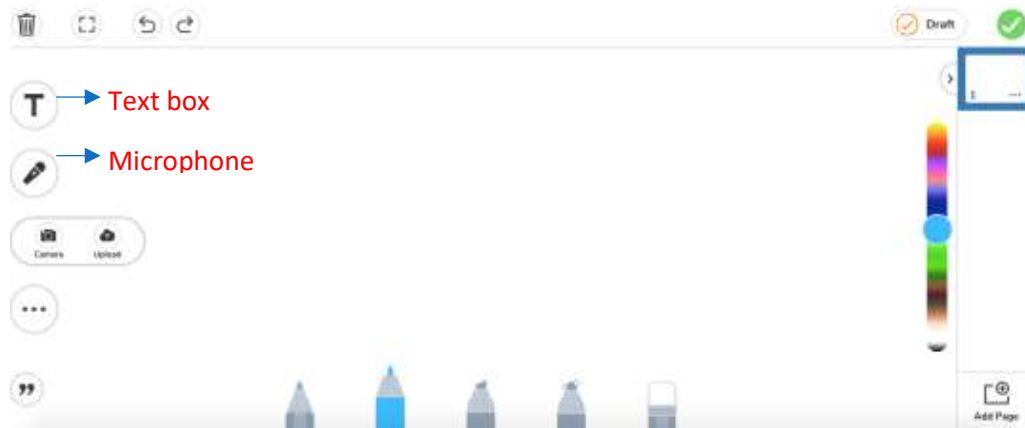
There is no activity today as it is a Wellbeing Day for you. You will be completing some fun activities with your class today. ENJOY 😊

## ***Gilbert Goldfish Wants a Pet*** (Monday activity)

Draw a picture of your favourite part of the story:

A large, empty rectangular box with a thin black border, intended for a child to draw their favorite part of the story. The box occupies the central portion of the page, below the instruction text and above the bottom margin.

Write about your picture. What was your favourite part of the story and why? Don't forget capital letters, full stops and read over your work so you know it makes sense. (You can record yourself on Seesaw if you are unable to write the words.)



---

---

---

---

# Gilbert Goldfish Wants a Pet

In the story Gilbert imagines a number of different pets that he could get. He uses adjectives to describe the pets. Pick a pet that could match each adjective.

furry

floppy ears

quiet

small

really big



# Gilbert Goldfish Wants a Pet

In the story Gilbert wants a pet. Why did he want a pet?

---

---

---

Tell about something you really want and why you want it.

---

---





---

---

---

# Day or Night

Cut out the suns and moons and stick them in the correct boxes.



# Stage 1 EAL/D Support Activities Week 7

Hello Stage 1,

I hope you are all well ☺ . Here are the activities that you can complete on your own or with some help from a family member.

***You do not have to print the work if you do not have a printer. You can complete the activities in your homework book or on a piece of paper and then upload a photo on Seesaw.***

If you have any questions about the activities you can contact me through the Seesaw Stage 1 Classroom. Stay safe ☺

Mrs Munoz

## Activity 1:

### **The best snack**

Tell me what the best snack is and why? You have to choose from four different options.

Complete activity *The Best Snack*

## Activity 2:

### **Funny Food – Unite for Literacy**

Listen to/read the story using the link. Complete the activity *Funny Food* after you have listened or read the story.

<https://www.uniteforliteracy.com/unite/plantsandfood/book?BookId=1658&shr=1&LangId=0>

## Activity 3:

### **The Night Sky- Unite for Literacy**

You have been learning about day and night during science lessons. Listen to/read the story using the link. Complete the activity *The Night Sky* after you have listened to or read the story.

<https://www.uniteforliteracy.com/unite/earthandsky/book?BookId=118&shr=1&LangId=0>

## Activity 4:

### **Would You Rather?**

Tell me what is great about being strong and being able to fly. Then, decide whether you would rather be strong or be able to fly and why? Activity sheet to complete *Would You Rather?*

## Activity 5:

### **Book Week**

This week is Book Week. It is when we celebrate all the fantastic books that people have written for boys and girls to enjoy. The authors (the people who write the stories) are given awards for their great work. Today, read a book that you have at home (or ask a family member to read it to you. You might even listen to a story on Storyline Online if you like. Design (that means draw) a new cover for your book. Don't forget to write the title of the book and the author's name.





## **The Best Snack**

Which one of the following do you think is the best snack (a snack is a small amount of food that you eat between meals) Tick or circle the one you think is best:

Chips	Cookies	Fruit	Yoghurt
			

Name of the best snack: \_\_\_\_\_

Why do you think this is the best snack? Don't forget to write a full sentence with a capital letter and a full stop. Re-read your sentence to check that it makes sense.

---

---

---

---

Draw a picture of you eating the best snack:





## **FUNNY FOOD**

Read the story "Funny Food" using the link:

<https://www.uniteforliteracy.com/unite/plantsandfood/book?BookId=1658&shr=1&LangId=0>

What are some of the funny animals and things that were made with food in the story? Draw and label. Choose four (4)

Draw:	Draw:
Label: _____ (e.g. frog)	Label: _____ (e.g. frog)
Draw:	Draw:
Label: _____ (e.g. frog)	Label: _____ (e.g. frog)

Choose one of the funny food creations and make a list of what they were made with. For example: Ladybug – tomato, lettuce, cheese, bread.

Draw the funny food creation:	What food was used to make the Funny Food? You can draw the food or write the words (even better-you can do both)
-------------------------------	---

### The Night Sky (Activity 3)

Read or listen to the story following the link:

<https://www.uniteforliteracy.com/unite/earthandsky/book?BookId=118&shr=1&LangId=0>

In the story, they mention different things that you can see in the night sky.

Use the book to draw a picture to explain what we can see in the night sky:

<b>Moon:</b>	<b>Crescent moon</b> (this is when the moon is thin and curved)
<b>Stars:</b>	<b>Meteors</b> (they move quickly and look like shooting stars)

## Can planets and moons make their own light?

Yes	No
-----	----

# Do stars make their own light?

Yes	No
-----	----

## Would You Rather? (Activity 4)

What would be a good thing about being strong?

---

---

---

---

Draw:

What would be a good thing about being able to fly?

---

---

---

---

Draw:

If you could only choose **one** superpower, which would you rather have? To be strong or be able to fly? Why? Write **2** reasons. Don't forget to answer in a full sentence. Start with a capital letter and end with a full stop.

Superpower I choose: \_\_\_\_\_

Reason 1:

---

---

Reason 2:

---

---


## **Book Week** (Activity 5)

Read a book of your choice (maybe ask a family member to read it to you) Design (that means draw) a new cover for your book.

Name of the book you read: \_\_\_\_\_

Author's name (Who wrote the story) \_\_\_\_\_

New cover for the book that you have designed:

A large, empty rounded rectangle with a black border, intended for drawing a new book cover. The rectangle is centered on the page and occupies most of the lower half of the worksheet.