













	Morning Session 9:00-10:50	Middle Session 11:30-1:30	Afternoon Session 1:30-3:00
<div data-bbox="92 431 130 704">Monday</div> <div data-bbox="92 797 130 878">23</div> <div data-bbox="92 980 130 1243">August</div>	<p>Log on to SeeSaw using your student code https://web.seesaw.me/ Please remember to check in with your teacher via the Student Home Learning Seesaw App.</p> <p>English Phonics: Sing along with these sounds https://tinyurl.com/5xbjwnvc</p> <p>Sight Words: 1. Read and write this week's new words: they made sleep new Look, Cover, Say, Write, Check your words.</p> <p>Reading/Writing: 1. View the informative text below:  The Vegetables We Eat by Gail ...</p> <p>2. Use pencils, crayons or textas to draw as many vegetables as you can remember. Now write the name of each vegetable next to the picture. Remember to stretch out the words slowly and write all the sounds that you can hear in order. See how many you can record and send a picture to your teacher.</p> <p>Brain Break: take a break away from the computer</p> <p>Reading Eggs Log on to Reading Eggs https://readingeggs.com.au/ Enter your login and password. Click on ABC Reading Eggs and complete assigned tasks – Lesson 86 (sh sound)</p>	<p>English Read a story: open your reading assignment in Reading Eggs. Log on to Reading Eggs https://readingeggs.com.au/ Click on Reading Eggspress to access your allocated book. Some books have a QUIZ: Click on question marks and complete the quiz.</p> <p>Brain Break: take a break away from the computer</p> <p>Mathematics We are learning to read and use the ordinal names to at least 'tenth'.</p> <p>Number 1. Watch the video: 'Ordinal Numbers Jack Hartmann': https://tinyurl.com/zvzc2u58 2. Complete the Seesaw activity 'Ordinal Numbers - Frogs' </p> <div data-bbox="787 1154 1335 1252">  </div> <p>Optional: Go onto Matific https://www.matific.com/au/en-au/login-page/ enter your login and password and complete set tasks</p>	<p>Wellbeing</p> <p>We are learning why it's important to share.</p> <p>View the story 'Learn to share' by Roys Bedoys: https://tinyurl.com/z6d74ex9 Sharing makes school, home and play time fun for everyone. 1. Discuss with your parent/carer what does sharing mean? Why is it important? 2. Discuss 3 different ways you can ask someone to share with you. 3. Draw a picture of you sharing toys with your friends.</p> <div data-bbox="1528 743 1923 938">  </div> <p>Fitness: Kicking</p> <p>Open link to participate in lesson https://vimeo.com/417383335</p> <div data-bbox="1430 1154 1990 1458">  </div>





Morning Session 9:00-10:50		Middle Session 11:30-1:30		Afternoon Session 1:30-3:00	
T u e s d a y 2 4 A u g u s t	<p>Log on to SeeSaw using your student code https://web.seesaw.me/ Please remember to check in with your teacher via the Student Home Learning Seesaw App.</p> <p>English Phonics: long and short vowels https://tinyurl.com/y9mwk8tu Watch and join in</p> <p>Sight Words: 1. Read and write this week's new words: they made sleep new Look, Cover, Say, Write, Check your words.</p> <p>Reading/Writing: 1. View the informative link, How Does a Seed Grow into a Plant? https://tinyurl.com/2kpbef3 2. Use a texta and paper to write a factual sentence explaining what a seed needs.. Send a picture of your writing to your teacher.</p> <p>Brain Break: take a computer break!</p> <p>Reading Eggs Log on to Reading Eggs https://readingeggs.com.au/ Enter your login and password. Click on ABC Reading Eggs and complete assigned tasks – Lesson 87 (long i vowel sound)</p>	L U N C H B R E A K	<p>English Read a story: open your reading assignment in Reading Eggs. Log on to Reading Eggs https://readingeggs.com.au/ Click on Reading Eggspress to access your allocated book. Some books have a QUIZ: Click on question marks and complete the quiz.</p> <p>Brain Break: take a break away from the computer</p> <p>Mathematics We are learning to read and use the ordinal names to at least 'tenth'.</p> <p><i>Number</i> 1. Count aloud to a parent / carer or sibling from first to tenth. Repeat count three times. 2. Complete the Seesaw activity 'Ordinal Numbers - Bus' </p>  <p>Optional: Go onto Matific https://www.matific.com/au/en-au/login-page/ enter your login and password and complete set tasks</p>	A F T E R N O O N B R E A K	<p>PDHPE : Pedestrian Safety Learn about: 1. holding a grown-up's hand when you cross the road 2. holding a grown-up's hand when you're on the footpath 3. holding a grown-up's hand when you're in a car park</p>  <p>Instructions: 1. https://www.safetytown.com.au/ 2. Select <i>Students</i> 3. Click on <i>Kindergarten</i> 4. Switch to <i>List View</i> 5. Click on <i>Who is out walking and read along</i> 6. Download/view worksheet on page 35 7. Select one activity to complete (activity can be completed on a blank piece of paper)</p> <p>JOIN A SING-A-LONG https://tinyurl.com/2rpf3kra</p>





Morning Session 9:00-10:50		Middle Session 11:30-1:30		Afternoon Session 1:30-3:00	
W e d n e s d a y 2 5 A u g u s t	<p>Log on to SeeSaw using your student code https://web.seesaw.me/ Please remember to check in with your teacher via the Student Home Learning Seesaw App.</p> <p>English Phonics: Rock and Roll - ch https://tinyurl.com/4jxx3u6w Sing along</p> <p>Sight Words: 1. Read and write this week's new words: they made sleep new Look, Cover, Say, Write, Check your words..</p> <p>Reading/Writing: 1. Complete SeeSaw activity: The Four Parts of a Plant 2. Use colourful textas/crayons to draw your very best plant with the four important parts. Label the parts of your plant. Write a sentence about the job of one part of the plant. Send a picture of your amazing work to your teacher.</p> <p>Brain Break: take a break away from the computer.</p> <p>Reading Eggs Log on to Reading Eggs https://readingeggs.com.au/ Enter your login and password. Click on ABC Reading Eggs and complete assigned tasks – Lesson 88 (ch sound)</p>	L U N C H B R E A K	<p>English Read a story: open your reading assignment in Reading Eggs. Log on to Reading Eggs https://readingeggs.com.au/ Click on Reading Eggspress to access your allocated book. Some books have a QUIZ: Click on question marks and complete the quiz.</p> <p>Speech</p> <p>Brain Break: take a break away from the computer</p> <p>Mathematics We are learning to read and use the ordinal names to at least 'tenth'.</p> <p>Number 1. Go online to play 'Car Race Order Game': www.toytheater.com/order/ 2. Take your family outside to have a race. When finished, line up in order from first to last. Take a photo and upload it to Seesaw activity 'Family Fun Race'</p> 	A F T E R N O O N B R E A K	<p>Creative Arts – Visual Arts.</p> <p>Use the picture below to help you draw your best possible fruit bowl on a large piece of paper. (It does not have to be exactly the same).</p>  <p>Now use some coloured paper squares to transform your fruit bowl into a mosaic picture. Ensure you leave small spaces between your coloured paper. The smaller the paper squares, the more effective it will look.</p>  <p>Send a picture of your fruit bowl to your teacher.</p> 



Morning Session 9:00-10:50		Middle Session 11:30-1:30		Afternoon Session 1:30-3:00	
T h u r s d a y 2 6 A u g u s t	<p>Log on to SeeSaw using your student code https://web.seesaw.me/ Please remember to check in with your teacher via the Student Home Learning Seesaw App.</p> <p>English Phonics: Rock and Roll - th https://tinyurl.com/3aejrv65 Sing along</p> <p>Sight Words: 1. Read and write this week's new words: they made sleep new Look, Cover, Say, Write, Check your words.</p> <p>Reading/Writing: 1. View the text Life Cycle of an Apple Seed https://tinyurl.com/8cecez8</p> <p>2. Complete SeeSaw activity Apple Life Cycle</p> <p>3. Write this sentence on a piece of paper and then see if you can read it. Make sure you have spaces between each word. Apple trees grow from tiny apple seeds that are in apples.</p> <p>Brain Break take a computer break!</p> <p>Reading Eggs Log on to Reading Eggs https://readingeggs.com.au/ Enter your login and password. Click on ABC Reading Eggs and complete assigned tasks – Lesson 89 (th sound)</p>	L U N C H B R E A K	<p>English Read a story: open your reading assignment in Reading Eggs. <i>Log on to Reading Eggs</i> https://readingeggs.com.au/ Click on Reading Eggspress to access your allocated book. Some books have a QUIZ: Click on question marks and complete the quiz.</p> <p>Brain Break: take a break away from the computer</p> <p>Mathematics <i>Position:</i> Complete the SeeSaw activity called 'Positional Words'.</p> <p>Optional: Go onto Matific https://www.matific.com/au/en-au/login-page/ enter your login and password and complete set tasks</p>	A F T E R N O O N B R E A K	<p>HSIE - History Telling Stories</p>  <p>Students will be learning to identify and compare features of objects from the past and present.</p>  Click on Seesaw activity: 'Telling Stories Lesson 4' and view the recorded lesson. <p>Key learning will include:</p> <ul style="list-style-type: none"> Identifying features from the past and present. Describing an artefact by discussing its significant features. <p>Students will use the Seesaw template to draw or photograph a personal artefact from the past.</p>



F r i d a y 2 7 A u g u s t	Morning Session 9:00-10:50	L U N C H B R E A K	Middle Session 11:30-1:30	A F T E R N O O N B R E A K	Afternoon Session 1:30-3:00
	<p>Log on to SeeSaw using your student code https://web.seesaw.me/ Please remember to check in with your teacher via the Student Home Learning Seesaw App.</p> <p>English Phonics: Jolly Phonics https://tinyurl.com/3uck5at8 Sing along</p> <p>Sight Words: 1. Read and write this week's new words: they made sleep new Look, Cover, Say, Write, Check your words.</p> <p>Reading/Writing: 1. View We Plant a Seed https://tinyurl.com/rr25pybs 2. Tell an adult all the facts/information that you have learnt about plants this week. 3. Write 3 sentences on paper/in your book that show what you have learnt about plants and seeds. Reread your sentences before you send a photo to your teacher.</p> <p>Brain Break take a break away from the computer:</p> <p>Reading Eggs: Locate the 'Comprehension Story 14' on Skoolbag. Read the passage and tell someone the answers to the questions.</p>		<p>English Read a story: open your reading assignment in Reading Eggs. <i>Log on to Reading Eggs</i> https://readingeggs.com.au/ Click on Reading Eggspress to access your allocated book. Some books have a QUIZ: Click on question marks and complete the quiz.</p> <p>Brain Break take a break away from the computer:</p> <p>Mathematics <i>Position:</i> Complete the SeeSaw activity: Build A Snowman Using Position Words</p> <p>Optional: Go onto Matific https://www.matific.com/au/en-au/login-page/ enter your login and password and complete set tasks</p>		<p>Science and Technology Living World</p> <p>Cultures throughout the world</p>  <p>Students will be learning about different cultures and food from around the world.</p> <p> Click on Seesaw activity: 'Living World Lesson 6' and listen to the recorded lesson.</p> <p>Key learning will include:</p> <ul style="list-style-type: none"> • Recap of Lesson 5 : Animals meet our needs. • What is a culture? • Different cultures use plants and animals throughout the world to meet their needs for food, shelter and clothing. • Aboriginal Australian culture <p>Students will complete a Seesaw activity after watching the recorded lesson.</p>