





















	Morning Session 9:00-10:50	Middle Session 11:30-1:30	Afternoon Session 1:30-3:00
M o n d a y 1 6 A u g u s t	<p>Log on to SeeSaw using your student code https://web.seesaw.me/</p> <p>Please remember to check in with your teacher via the Student Home Learning Seesaw App.</p> <p>English Phonics: Learning about the ie sound https://tinyurl.com/3ds32765 Watch and join in</p> <p>Sight Words: 1. Read and write this week's new words: them have so that Look, Cover, Say, Write, Check your words. (see poster on Skoolbag).</p> <p>Reading/Writing: The Farmer and the Beet https://tinyurl.com/43ec5ycn 1. Look at the front cover of the text. Predict if the text will be imaginative or informative and complete the Seesaw activity: 'Imaginative or Informative: The Farmer and The Beet'. 2. Predict what you think will happen in the text. Write a sentence/s about your prediction. 3. Read the text on the SeeSaw activity and see if your predictions were correct. 🦋</p> <p>Brain Break: take a break away from the computer</p> <p>Reading eggs Log on to Reading Eggs https://readingeggs.com.au/ Enter your login and password. Click on ABC Reading Eggs and complete assigned tasks – Lesson 82 (ie, ile sounds)</p>	<p>English Read a story: open your reading assignment in Reading Eggs. <i>Log on to Reading Eggs</i> https://readingeggs.com.au/ Click on Reading Eggspress to access your allocated book. Some books have a QUIZ: Click on question marks and complete the quiz.</p> <p>Brain Break: take a break away from the computer</p> <p>Mathematics Number: Money We are learning about the different coins in our monetary system.</p> <p>1. View 'Australian Notes and Coins' link: https://tinyurl.com/3e7ru874 2. If you have real money or play money let your child/ren observe it. Discuss features of each coin and how this helps us to identify them such as: size, shape, colour, pictures. Talk about the value of each coin. 3. View 'Money: Coins' Seesaw activity to look at the different types of Australian coins and notes. 4. Complete the Seesaw matching activity. 🦋</p> <p></p> <p>Optional: Complete Matific assigned activities. https://www.matific.com/au/en-au/login-page/</p>	<p>Wellbeing:</p> <p>We are learning that being kind can help us to be a good friend.</p> <p>View the story <i>How Do Dinosaurs Play with Friends?</i> How Do Dinosaurs Play With Their Friends? Stories for Kids</p> <p>Draw your own picture of a dinosaur and write around it or have someone write for you, all the ways that you could show kindness to your friends. You could use some ideas from the story and think of some of your own!</p> <p>Today's challenge: Find ways to show kindness to the people in your family!</p> <p>Fitness: Catching: Open link to participate in lesson. https://vimeo.com/413420570</p> <p></p>




T u e s d a y 1 7 A u g u s t	<p>Morning Session 9:00-10:50</p> <p>Log on to SeeSaw using your student code https://web.seesaw.me/ Please remember to check in with your teacher via the Student Home Learning Seesaw App.</p> <p>English Phonics: learning about the sh, th, wh, ch, ph sounds. Watch and join in. https://tinyurl.com/whnkdbtw</p> <p>Sight Words: 1. Read and write this week's new words: them have so that Look, Cover, Say, Write, Check your words.</p> <p>Reading/Writing: 1. Listen to the story 'The Farmer and the Beet': https://tinyurl.com/43ec5ycn 2. Complete the Seesaw activity 'Sequencing activity: The Farmer and the Beet'. </p>  <p>Brain Break: take a break away from the computer Reading eggs Log on to Reading Eggs https://readingeggs.com.au/ Enter your login and password. Click on ABC Reading Eggs and complete assigned tasks – Lesson 83 (ie, ine, ike sounds)</p>	<p>Middle Session 11:30-1:30</p> <p>English Read a story: open your reading assignment in Reading Eggs. <i>Log on to Reading Eggs</i> https://readingeggs.com.au/ Click on Reading Eggspress to access your allocated book. Some books have a QUIZ: Click on question marks and complete the quiz.</p> <p>Brain Break: take a break away from the computer</p> <p>Mathematics Number: Money We are learning about the different notes in our monetary system.</p> <p>1. View "The Money Song" link: https://tinyurl.com/ckujvd5h 2. If you have real money or play money let your child/ren observe it. Discuss features of each note and how this helps us to identify them such as: size, shape, colour, pictures. Talk about the value of each note. 3. View 'Money: Notes' Seesaw activity to look at the different types of Australian coins and notes. 4. Complete the Seesaw 'Note matching' activity. </p>  <p>Optional: Complete Matific assigned activities. https://www.matific.com/au/en-au/login-page/</p>	<p>Afternoon Session 1:30-3:00</p> <p>HSIE - History</p> <p>Telling Stories</p>  <p>Students will be learning to compare the past and present using the terms 'then' and 'now'.</p> <p> Click on Seesaw activity: 'Telling Stories Lesson 3' and view the recorded lesson.</p> <p>Key learning will include:</p> <ul style="list-style-type: none"> • Distinguishing events from the past and present. • Using the terms 'then' and 'now' to describe an image/snapshot of time. <p>Students will use the Seesaw template to draw images depicting the past, present and future. Students will also record themselves describing each image.</p>
---	--	---	--



W e d n e s d a y 1 8 A u g u s t	Morning Session 9:00-10:50	L U N C H B R E A K	Middle Session 11:30-1:30	A F T E R N O O N B R E A K	Afternoon Session 1:30-3:00
	<p>Log on to SeeSaw using your student code https://web.seesaw.me/ Please remember to check in with your teacher via the Student Home Learning Seesaw App.</p> <p>English Phonics: learning about the sh, th, wh, ch, ph sounds. Watch and join in. https://tinyurl.com/whnkdbtw</p> <p>Sight Words: 1. Read and write this week's new words: them have so that Look, Cover, Say, Write, Check your words.</p> <p>Reading/Writing: Today we are learning about nouns. 1. View the video 'What is a noun?' by Jack Hartman: https://tinyurl.com/bp2kapve 2. In the book 'The Farmer and the Beet' the author sometimes used pictures instead of words. Discuss with your parents why you think the author chose to use pictures. 3. Complete the Seesaw activity: 'The Farmer and the Beet: Noun activity' </p> <p>Brain Break: take a break away from the computer</p> <p>Reading eggs Log on to Reading Eggs https://readingeggs.com.au/ Enter your login and password. Click on ABC Reading Eggs and complete assigned tasks – Lesson 84 (ine, ide, ike sounds)</p>		<p>English Read a story: open your reading assignment in Reading Eggs. <i>Log on to Reading Eggs</i> https://readingeggs.com.au/ Click on Reading Eggspress to access your allocated book. Some books have a QUIZ: Click on question marks and complete the quiz. Brain Break: take a break away from the computer</p> <p>Mathematics Number: Money We are learning about the different coins and notes in our monetary system.</p> <p>1. Discuss with your carer what we use money for? 2. Pretend Toy Shop play: You could use pretend money or make your own money to set a pretend Toy shop up at home. Allow child/ren to role play and charge for the service using toy money and the language of money. 3. Coin Caterpillars: Select a coin and create a coin rubbing caterpillar as shown below. Upload your "Coin Caterpillar" to the Seesaw activity for your teacher. </p>  <p>Optional: Complete Matific set activities https://www.matific.com/au/en-au/login-page/</p>		<p>Creative Arts – Visual Arts.</p> <p>Today you can select a project to create a Scarecrow (or you might like to do both)</p> <p>Follow the link to create a picture of a Scarecrow https://bit.ly/3AaJin5</p> <p>Now use crayon, pencils or textas to make your Scarecrow look amazing!</p>  <p>Alternatively, you could use a paper bag and your creativity to create a 3D Scarecrow from a paper bag like the one below.</p>  <p>Send a picture of your Scarecrow to your teacher!</p>

<div>Thurs</div> <div>day</div> <div>19</div> <div>August</div>	Morning Session 9:00-10:50	Middle Session 11:30-1:30	Afternoon Session 1:30-3:00
	<p>Log on to SeeSaw using your student code https://web.seesaw.me/</p> <p>Please remember to check in with your teacher via the Student Home Learning Seesaw App.</p> <p>English Phonics: Learning about the sh sound https://tinyurl.com/rsafatd4 Watch and join in</p> <p>Sight Words: 1. Read and write this week's new words: them have so that Look, Cover, Say, Write, Check your words.</p> <p>Reading/Writing:  Secret Sentences 1. Complete the Seesaw activity 'Secret sentences: The Farmer and the Beet'. 2. Write the secret sentence in your workbook.</p>  <p>Brain Break: take a break away from the computer</p> <p>Reading eggs Log on to Reading Eggs https://readingeggs.com.au/ Enter your login and password. Click on ABC Reading Eggs and complete assigned tasks – Lesson 85 (sh sound)</p>	<p>English Read a story: open your reading assignment in Reading Eggs. <i>Log on to Reading Eggs</i> https://readingeggs.com.au/ Click on Reading Eggspress to access your allocated book. Some books have a QUIZ: Click on question marks and complete the quiz.</p> <p>Brain Break: take a break away from the computer</p> <p>Mathematics 2D Shape: We are learning to draw shapes in different ways. Use the shape spinner at the link below to practise drawing your shapes. You could use water paint or chalk outside, crayons, textas or paint on paper. Before you draw each shape talk about what it will need. Eg. A square needs four straight sides that are the same length and four corners. https://bit.ly/3CkX0pa</p>  <p>Optional: Go onto Matific https://www.matific.com/au/en-au/login-page/ enter your login and password and complete set tasks</p>	<p>Science and Technology Living World</p> <p>Animals meet our needs</p>  <p>Students will be learning to identify how animals meet our needs.</p> <p> Click on Seesaw activity: 'Living World Lesson 5' and listen to the recorded lesson.</p> <p>Key learning will include:</p> <ul style="list-style-type: none"> • Recap of Lesson 4: Plants meet our needs. • Animals can be used for food and products. • Explore a range of foods and products that come from animals. <p>Students will complete a Seesaw activity after watching the recorded lesson.</p>



F r i d a y 2 0 A u g u s t	Morning Session 9:00-10:50	L U N C H B R E A K	Middle Session 11:30-1:30	A F T E R N O O N B R E A K	Afternoon Session 1:30-3:00
	<p>TEDDY BEARS' PICNIC</p> <p>Choose your favourite adventures</p>		<p>TEDDY BEARS' PICNIC</p> 		<p>TEDDY BEARS' PICNIC</p> <p>Choose your favourite adventures</p>