



Morning Session

English

Spelling: Look, cover, write and check your [spelling words](#). Complete 1 task from the [spelling grid](#) below.

Reading: This week there will be no Readworks. Everyone, read the passage below [“Building the Titanic”](#) and use full sentences to answer the questions on a spare piece of paper. Discuss with an adult what you have read.

Writing: Persuasive Texts

Watch the [fact or opinion](#) video. Complete the [fact or opinion worksheet](#) below.

Editing: Read the passage [“The Beach”](#) below. Edit the mistakes that have been made in the passage.

Lunch (10mins eating & 30 mins play)

Middle Session

Mathematics – Time

On Youtube, watch the Math Antics video on [“telling time”](#). Complete the [“Time Think Board”](#) worksheet below.

and/or

Go onto Matific

<https://www.matific.com/au/en-au/login-page/>

enter your login and password and complete set tasks.

and/or

Timetables - Write down and practice you 9 timetables.

Extension: write down your 9 division tables.

Multiples of 9

| | | | | |
|---|---|----|---|-----|
| 9 | x | 1 | = | 9 |
| 9 | x | 2 | = | 18 |
| 9 | x | 3 | = | 27 |
| 9 | x | 4 | = | 36 |
| 9 | x | 5 | = | 45 |
| 9 | x | 6 | = | 54 |
| 9 | x | 7 | = | 63 |
| 9 | x | 8 | = | 72 |
| 9 | x | 9 | = | 81 |
| 9 | x | 10 | = | 90 |
| 9 | x | 11 | = | 99 |
| 9 | x | 12 | = | 108 |

Dividing by 9

| | | | | |
|-----|---|---|---|----|
| 9 | ÷ | 9 | = | 1 |
| 18 | ÷ | 9 | = | 2 |
| 27 | ÷ | 9 | = | 3 |
| 36 | ÷ | 9 | = | 4 |
| 45 | ÷ | 9 | = | 5 |
| 54 | ÷ | 9 | = | 6 |
| 63 | ÷ | 9 | = | 7 |
| 72 | ÷ | 9 | = | 8 |
| 81 | ÷ | 9 | = | 9 |
| 90 | ÷ | 9 | = | 10 |
| 99 | ÷ | 9 | = | 11 |
| 108 | ÷ | 9 | = | 12 |

Lunch (30mins)

Afternoon Session

Geography**Places are Similar and Different.**

If you have Seesaw, watch the “Australia – You’ve Got Talent” video. Then complete the [“What makes Australia Special”](#) worksheets below.

Please take a photo of your work and upload it to Seesaw each day so your teacher can add your house points onto your tally.

Remember to take brain breaks throughout the day so you can reenergise for your next task.

Morning Session

English

Spelling: Look, cover, write and check your [spelling words](#). Complete 1 task from the [spelling grid](#) below.

Reading: This week there will be no Readworks. Everyone, read the passage below ["Ice Castle in Winter"](#) and use full sentences to answer the questions on a spare piece of paper. Discuss with an adult what you have read.

Writing: Persuasive Texts

Watch the video ["I Don't Want to be a Frog"](#) video. If you can't click on the link type the title into youtube and the book will come up. Complete the ["I Don't Want to be a Frog" worksheet](#) below.

Grammar: Articles – Click on the [articles](#) link to complete the articles worksheet below.

Middle Session

Mathematics – Time

On Youtube, watch the video ["Converting Time"](#). Complete the ["Converting Time"](#) worksheet below

and/or

Go onto Matific
<https://www.matific.com/au/en-au/login-page/>
enter your login and password and complete set tasks.

and/or

Timetables - Write down and practice you 9 timetables.
Extension: write down your 9 division tables.

Multiples of 9

| | |
|----------|-----|
| 9 x 1 = | 9 |
| 9 x 2 = | 18 |
| 9 x 3 = | 27 |
| 9 x 4 = | 36 |
| 9 x 5 = | 45 |
| 9 x 6 = | 54 |
| 9 x 7 = | 63 |
| 9 x 8 = | 72 |
| 9 x 9 = | 81 |
| 9 x 10 = | 90 |
| 9 x 11 = | 99 |
| 9 x 12 = | 108 |

Dividing by 9

| | |
|-----------|----|
| 9 ÷ 9 = | 1 |
| 18 ÷ 9 = | 2 |
| 27 ÷ 9 = | 3 |
| 36 ÷ 9 = | 4 |
| 45 ÷ 9 = | 5 |
| 54 ÷ 9 = | 6 |
| 63 ÷ 9 = | 7 |
| 72 ÷ 9 = | 8 |
| 81 ÷ 9 = | 9 |
| 90 ÷ 9 = | 10 |
| 99 ÷ 9 = | 11 |
| 108 ÷ 9 = | 12 |

Afternoon Session

Visual Arts – Vincent Van Gough

Click on this link to follow the instructions to recreate [Vincent Van Gough's Famous "Sunflower"](#) artwork. Today you will be drawing the artwork and on Thursday you will colour it in.

Please take a photo of your work and upload it to Seesaw each day so your teacher can add your house points onto your tally.

Remember to take brain breaks throughout the day so you can reenergise for your next task.

Lunch (10mins eating & 30 mins play)

Lunch (30mins)

Morning Session

English

Spelling: Look, cover, write and check your [spelling words](#). Complete 1 task from the [spelling grid](#) below.

Reading: This week there will be no Readworks. Everyone, read the passage below ["Water isn't all the same"](#) and use full sentences to answer the questions on a spare piece of paper. Discuss with an adult what you have read.

Writing: Persuasive Texts

Click on the link to watch the video ["Identify Persuasive Texts"](#). Complete ["Persuasive Language Sort"](#) activity below.

Editing: Read the passage ["The Dog Shelter"](#) below. Edit the mistakes that have been made in the passage.

Middle Session

Mathematics – Time

Complete the ["Time Problem Solving"](#) worksheets below.

and/or

Go onto Matific

<https://www.matific.com/au/en-au/login-page/>

enter your login and password and complete set tasks.

and/or

Timetables - Write down and practice you 9 timetables.

Extension: write down your 9 division tables.

Multiples of 9

| |
|--------------|
| 9 x 1 = 9 |
| 9 x 2 = 18 |
| 9 x 3 = 27 |
| 9 x 4 = 36 |
| 9 x 5 = 45 |
| 9 x 6 = 54 |
| 9 x 7 = 63 |
| 9 x 8 = 72 |
| 9 x 9 = 81 |
| 9 x 10 = 90 |
| 9 x 11 = 99 |
| 9 x 12 = 108 |

Dividing by 9

| |
|--------------|
| 9 ÷ 9 = 1 |
| 18 ÷ 9 = 2 |
| 27 ÷ 9 = 3 |
| 36 ÷ 9 = 4 |
| 45 ÷ 9 = 5 |
| 54 ÷ 9 = 6 |
| 63 ÷ 9 = 7 |
| 72 ÷ 9 = 8 |
| 81 ÷ 9 = 9 |
| 90 ÷ 9 = 10 |
| 99 ÷ 9 = 11 |
| 108 ÷ 9 = 12 |

Afternoon Session

Geography

Places are Similar and Different.

Research "What are Continents?" complete the ["Continent"](#) worksheets below.

Please take a photo of your work and upload it to Seesaw each day so your teacher can add your house points onto your tally.

Remember to take brain breaks throughout the day so you can reenergise for your next task.

Lunch (10mins eating & 30 mins play)

Lunch (30mins)

Morning Session

English

Spelling: Look, cover, write and check your [spelling words](#). Complete 1 task from the [spelling grid](#) below.

Reading: This week there will be no Readworks. Everyone, read the passage below ["School Uniforms"](#) and use full sentences to answer the questions on a spare piece of paper. Discuss with an adult what you have read.

Writing: Persuasive Texts

Click on the ["Persuasive Text Layout"](#) link to view how a persuasive text is set out. Complete the ["Persuasive Text Reconstruction"](#) worksheet below.

Grammar: Articles – Click on the [articles](#) link to complete the articles worksheet below.

Lunch (10mins eating & 30 mins play)

Middle Session

Mathematics – Time

On Youtube, watch the video on ["am and pm"](#). Then complete the ["am and pm"](#) worksheet below.

and/or

Go onto Matific
<https://www.matific.com/au/en-au/login-page/>
enter your login and password and complete set tasks.

and/or

Timetables - Write down and practice you 9 timetables.

Extension: write down your 9 division tables.

Multiples of 9

| |
|--------------|
| 9 x 1 = 9 |
| 9 x 2 = 18 |
| 9 x 3 = 27 |
| 9 x 4 = 36 |
| 9 x 5 = 45 |
| 9 x 6 = 54 |
| 9 x 7 = 63 |
| 9 x 8 = 72 |
| 9 x 9 = 81 |
| 9 x 10 = 90 |
| 9 x 11 = 99 |
| 9 x 12 = 108 |

Dividing by 9

| |
|--------------|
| 9 ÷ 9 = 1 |
| 18 ÷ 9 = 2 |
| 27 ÷ 9 = 3 |
| 36 ÷ 9 = 4 |
| 45 ÷ 9 = 5 |
| 54 ÷ 9 = 6 |
| 63 ÷ 9 = 7 |
| 72 ÷ 9 = 8 |
| 81 ÷ 9 = 9 |
| 90 ÷ 9 = 10 |
| 99 ÷ 9 = 11 |
| 108 ÷ 9 = 12 |

Lunch (30mins)

Afternoon Session

Visual Arts – Vincent Van Gough

Click on this link to follow the instructions to recreate [Vincent Van Gough's Famous "Sunflower"](#) artwork. Today you will rewatch the video link above and colour in your artwork.

Please take a photo of your work and upload it to Seesaw each day so your teacher can add your house points onto your tally.

Remember to take brain breaks throughout the day so you can reenergise for your next task.

Morning Session

English

Spelling: Look, cover, write and check your [spelling words](#). Complete 1 task from the [spelling grid](#) below.

Reading: This week there will be no Readworks. Everyone, read the passage below ["Eat your Fruits and Vegetables"](#) and use full sentences to answer the questions on a spare piece of paper. Discuss with an adult what you have read.

Writing:

Complete the ["Family Game Night"](#) worksheet below.

Editing: Read the passage ["Honey Bees"](#) below. Edit the mistakes that have been made in the passage.

Lunch (10mins eating & 30 mins play)

Middle Session

Mathematics

Complete the ["Crazy Clocks"](#) worksheet below.

and/or

Go onto Matific
<https://www.matific.com/au/en-au/login-page/>
enter your login and password and complete set tasks.

and/or

Timetables - Write down and practice you 9 timetables.

Extension: write down your 9 division tables.

Multiples of 9

| |
|--------------|
| 9 x 1 = 9 |
| 9 x 2 = 18 |
| 9 x 3 = 27 |
| 9 x 4 = 36 |
| 9 x 5 = 45 |
| 9 x 6 = 54 |
| 9 x 7 = 63 |
| 9 x 8 = 72 |
| 9 x 9 = 81 |
| 9 x 10 = 90 |
| 9 x 11 = 99 |
| 9 x 12 = 108 |

Dividing by 9

| |
|--------------|
| 9 ÷ 9 = 1 |
| 18 ÷ 9 = 2 |
| 27 ÷ 9 = 3 |
| 36 ÷ 9 = 4 |
| 45 ÷ 9 = 5 |
| 54 ÷ 9 = 6 |
| 63 ÷ 9 = 7 |
| 72 ÷ 9 = 8 |
| 81 ÷ 9 = 9 |
| 90 ÷ 9 = 10 |
| 99 ÷ 9 = 11 |
| 108 ÷ 9 = 12 |

Lunch (30mins)

Afternoon Session





PDHPE – Sport

Go outside and play a game with a sibling or do a physical activity for at least 30 minutes.

Please take a photo of your work and upload it to Seesaw each day so your teacher can add your house points onto your tally.

Remember to take brain breaks throughout the day so you can reenergise for your next task.

Week 5 Words

| |  Michelangelo |  Raphael |  Donatello |  Leonardo |
|----|---|--|--|---|
| | The suffix -ing shows an ongoing action of a verb. | double initial consonants with double final consonants | The suffix -ing shows continuous (or ongoing) action of a verb (e.g. he was prancing). | When a word ends in a consonant and a y, change the y to an i before adding -ness |
| 1 | popping | crunch | puffing | boniness |
| 2 | running | drench | thinking | cheekiness |
| 3 | mapping | branch | weeding | loneliness |
| 4 | hugging | brunch | zooming | sloppiness |
| 5 | potting | quench | quilting | easiness |
| 6 | wedding | trench | tricking | dirtiness |
| 7 | hopping | scold | lifting | crumbliness |
| 8 | getting | shrimp | falling | crispiness |
| 9 | stopping | splint | marching | craziness |
| 10 | shopping | shrunk | pointing | creepiness |
| 11 | | squint | dwelling | floppiness |
| 12 | | shrank | destroying | giddiness |
| 13 | | | strolling | chubbiness |
| 14 | | | training | worthiness |
| 15 | | | | stuffiness |
| 16 | | | | trickiness |

[Click here to return to the top of the page](#)

Master Splinter and Shredder Groups – Wk 5



| Splinter |
|----------|
| chat |
| chip |
| chop |
| chug |
| chap |
| chin |
| rich |


ch (as in chop)
Sounding Out Strategy:
phonemic spelling (or
individual sound spelling)
e.g. ch-a-t



Prefixes
micro- (meaning extremely small)
Sounding Out Strategy: syllabic spelling e.g. mic-robe

| Shredder | Spelling Bee Words |
|-----------------|--------------------|
| 1 microbe | 9 monastery |
| 2 micron | 10 pheromone |
| 3 microphone | 11 solicitous |
| 4 microscope | 12 acquittal |
| 5 microgroove | 13 alleviation |
| 6 microfilm | 14 bespectacled |
| 7 microorganism | 15 cemetery |
| 8 microscopic | 16 contentious |

[Click here to return to the top of the page](#)



Spelling - Choice Board (A)

Pyramid Words

Spell each of your words adding just one letter at a time, so you make a pyramid.



Silly Story

Write a silly story (a paragraph) using all of your spelling words.
Underline your spelling words.

Add 'Em Up!

Write your spelling words.
Total up the value of each spelling word.

Vowels = 5 points
Consonants = 2 points

Follow the Swirl

Draw a swirly line. Write your words over and over along the line.



Ask A Question?

Use each of your spelling words to write a question.
Make sure you use a question mark!

Colour Code

Write the vowels in **blue** and the consonants in **red**.

create

Code Creation

Assign each letter of the alphabet a number.
Write each word using your code.

Picture Perfect

Write each word and draw a picture to represent each word.



zebra

Thesaurus Dig

Choose 5 of your spelling words and find antonyms for them.

Choose 5 of your words and find synonyms for them.

Understanding Key Details * Task Card #1

Building the Titanic

The great ship Titanic was built in Belfast, Ireland in 1909. It took three years to build and cost over seven and a half million dollars! In the 1900s, a ship as large as the Titanic had never been built, so when ship builders Harland and Wolf took on the job, people wondered how they would do it!

Building large ships like the Titanic was very dangerous because many workers didn't have hard hats and other safety gear. The builders not only made it the largest ship ever, but it was also the first ship with a double bottom, or two bottoms. The two bottoms were made so that in the event one was damaged, the second bottom would prevent water from getting into the boat. After the three year construction project, the Titanic set sail on April 10, 1912.

Who

Who built the ship?

What

What made people wonder how they would build the big ship?

Where

Where was the Titanic built?

When

When was the Titanic built?

How

How would the double bottom help the ship?

Why

Why was building ships in the 1900s so dangerous?

[Click here to return to the top of the page](#)

Fact and Opinion

Facts tell us about things that have been proven to be true.

Opinions tell us what someone believes.

Read each sentence carefully to decide if it is a fact or an opinion. Write either, 'Fact' or 'Opinion' next to each sentence on the line provided.

Ice-cream is made with milk.

Dogs are the perfect pet for all families.


Caterpillars turn into butterflies and moths.

Pizza is the most delicious food.

The beach is the best place to be in summer.

Ice melts when left out of the freezer.

Write a **fact** about cats.



Write an **opinion** about ice-cream.



Name: _____

Date: _____

Text 1 – The Beach

Find the mistakes in this text. You will need to:

- find and fix 3 spelling mistakes
- add 4 capital letters
- add 2 full stops and 1 exclamation mark.

tess wondered what they would do at the beach today They
culd make sandcastles and swim. maybe thay could play beach
cricket with ryan and his family. Ryan was camping nearby he
allways knew how to have fun


Write the text correctly on the lines below.



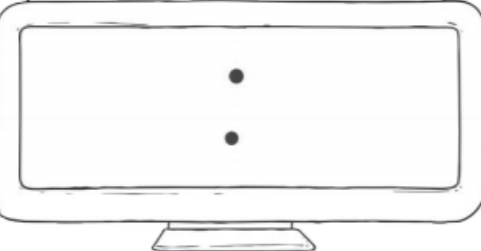
EDITING

Time Think Board

In each section, show different ways to represent time.

| Minutes Past the Hour | Minutes to the Hour |
|--|--|
| <p data-bbox="510 898 792 946">Analogue Time</p>  | <p data-bbox="1480 898 1742 946">24-Hour Time</p> |

Digital Time



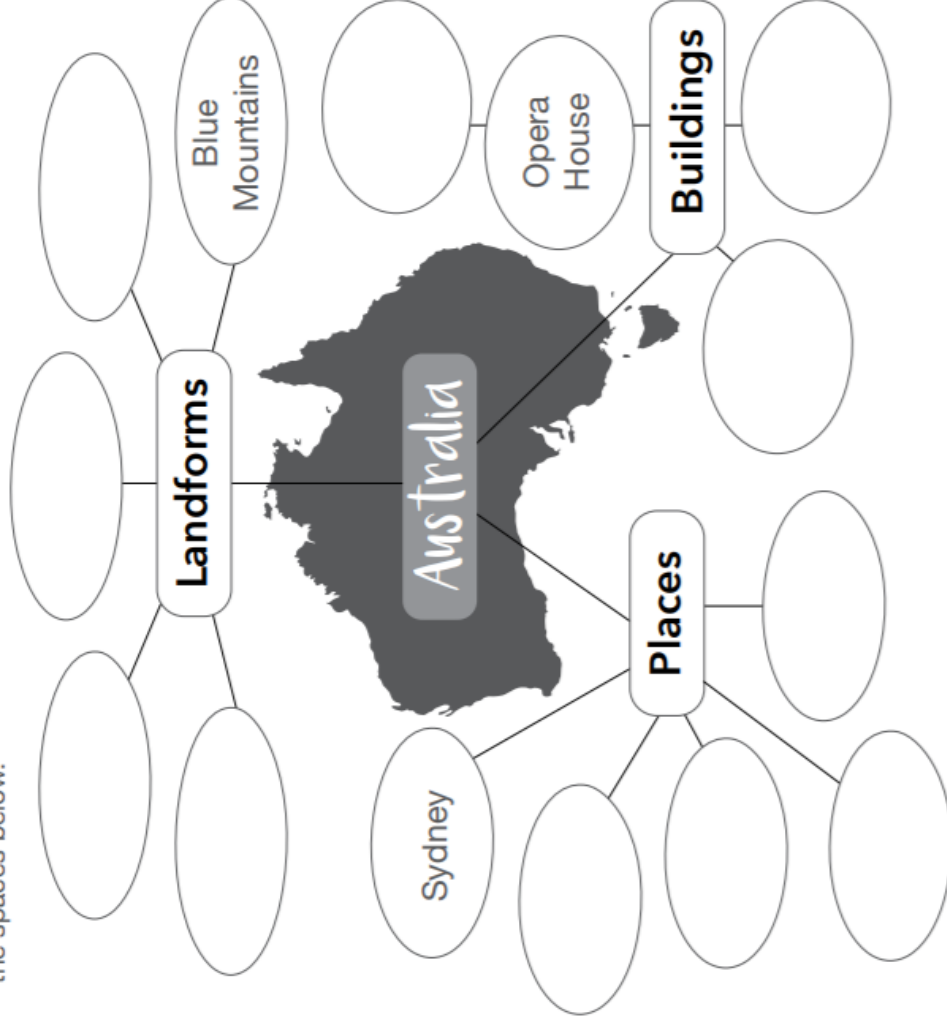
What makes Australia special?

- 1  Watch the video: **Australia – You’ve Got Talent**.

Discuss with a partner or group who you would vote for. Can you explain why?

Before you can choose a feature for Australia - You've Got Talent it will be helpful to know more about the Australian continent.

- 2 What do you know about the Australian continent? Record what you know in the spaces below.



3

- Look at the coloured map of Australia, it shows many of the well known places in Australia. Mark the places you have visited on the map below.



4

Australia has many places which are special for different reasons.

- a What do you think are the most special places in Australia?

- b What do you think makes a place "special"?

Understanding Key Details * Task Card #2

Ice Castles in Winter

When the weather turns cold, an artist named Brent begins creating amazing ice castles in Colorado, Utah, and New Hampshire. Brent first came up with the idea for the ice castles after he created a large skating rink in his backyard, complete with an ice slide! His kids called it an "ice castle," and that made Brent curious about how he could make an *actual* ice castle.

To create the castles, workers grow thousands of icicles each day and then artists sculpt them together. Then they spray freezing water on the icicles to hold them together. They repeat this for several weeks to create the stunning castles!

Now, each winter, stunning ice castles are created, and visitors come from all around the world to see them. Famous videos and movies have even been filmed in the castles.

Who

Who created the ice castles?

What

What gave Brent the idea of making ice castles?

Where

Where can you find the ice castles?

When

When are the castles created?


How

How do they build the castles?

Why

Why do they spray freezing water on the icicles?

I Have Opinions



Write down 3 reasons why the frog doesn't want to be a frog

1. _____
2. _____
3. _____

Share your opinion on the following topics and list 2 reasons to support it.

Think of a book that was made into a movie. Which one was better?

Do kids get too much homework or not enough?

Do aliens exist?

Articles Practice

Teach THIS



Complete the questions with a, an, or the correctly.
Ask your teacher if you can not answer the questions:

1. Which country
has _____ largest
area of land?

2. How many toes
does _____ dog
have?

3. What would
_____ American call
a baby's nappy?

4. Which side of
_____ ship is
starboard?

5. Where would
you find _____
Dead Sea?

6. Name _____
seventh planet
from _____ Sun.

7. How many key
are there on a
standard piano?

8. Which number
should you call for
_____ ambulance?









9. Where would
you find _____
igloo?

10. What is _____
largest mammal in
the world?

11. What does
_____ architect do
for work?

12. What do you
call _____ baby
goat?

Converting Time Worksheet

| Time in words | 24 - hour clock | 12 - hour clock | Analogue |
|------------------------------|-----------------|-----------------|---|
| Seven o'clock in the evening | 19:00h | 07:00pm |  |
| | | 11:00am |  |
| | 14:15h | |  |
| | | |  |
| Midday | | |  |
| | | 6:40pm |  |
| Midnight | | |  |
| 7 minutes to 8 at night | | |  |



Understanding Key Details * Task Card #3

Water Isn't All the Same

If you've ever gone swimming, you have probably felt the sting of chlorine, a chemical used to keep water clean, in your eyes. Maybe you have been in a pool full of salt water, just like you would find in the ocean. Either way, it is important that pools have some sort of chemical in them to keep them free of harmful bacteria.

Since both chlorine and salt work the same way, the person in charge of keeping a pool clean can choose the perfect method for their pool. Chlorine uses chemical tablets to clean the pool while salt in a pool creates its own chlorine with a saltwater system, or machine that makes chlorine with the salt. Using chlorine tablets is more expensive, but cleans dirty water more quickly.

No matter which chemical you use to keep a pool clean, the water must be checked each day to make sure that just the right amount of salt or chlorine is in the water.

Who

Who chooses how to clean the pool?

What

What is chlorine?

Where

Where else would you find salt water, other than a pool?

When

When do you have to check chemical levels of a pool?

How

How does salt create its own chlorine?

Why

Why do pools need chemicals?

Persuasive Language Sort

| Opinion Words | Sequence Words | Modality Words |
|---|---|--|
| Opinion words and phrases let the reader know your point of view. | Sequence words and phrases are used to begin each argument. | High modality words and phrases help to convince the reader. |
| | | |

| | | |
|---------------------|-----------------------|--------------------|
| My point of view is | Secondly | totally |
| obviously | To begin with | I am sure that |
| I personally think | My opinion is | Furthermore |
| firmly | Thirdly | strongly |
| I believe that | It is clear that | Firstly |
| certainly | unquestionably | In addition |
| I think that | absolutely | Again |
| I am sure | I personally believe | Another reason |
| Finally | Additionally | definitely |
| The next reason | clearly | It is obvious that |
| undoubtedly | It is my opinion that | surely |

Name: _____ Date: _____

Text 2 - The Dog Shelter

Find the mistakes in this text. You will need to:

- find and fix 3 spelling mistakes
- add 3 capital letters
- add 2 full stops and 1 exclamation mark.

my famaly and I went to the animal shelter to get a pet dog
Animals go to the shelter if they don't hav a home. there were
many dogs and cats waiting to find a new home All the dogs
were verry cute. it was hard to choose one

Write the text correctly on the lines below.



EDITING

Name _____ Date _____

Converting Units of Time

The time scenarios below use different units of time. Use your knowledge of time units to:

- **Identify which units of time are being used**
- **Convert the time units to answer each question.**

Remember to show your working.

1. Mr. Collins arrives at the airport at 1:50pm. His flight leaves at 5:20pm.

How many minutes will he need to wait for his flight.

2. Sally decides to watch all of the Season 1 episodes of her favourite TV show, one after the other!
There are eight 30 minute episodes in the season.

How many hours will her TV marathon take?

3. There are 30 days in September, April, June and November.

What is the total number of days in these four months?

4. There are 4 quarters in a game of netball. Each quarter is 15 minutes long.

How many hours are there in a season of 10 netball games?

Name _____ Date _____

5. Erica earns pocket money by teaching her grandfather to use a tablet.

After 3 months, Erica has earned \$300.

If she keeps helping her grandfather, how much will she earn in 1 year?

6. Nigel's mum is having trouble boiling the perfect egg. She knows that she should cook it for 3 minutes, but her timer is measured in seconds.

How many seconds should Nigel's mum set her timer for?

7. Jin Young went to the market to buy 22 watermelons. At the register, the cashier had to lift and weigh each watermelon separately. This took 30 seconds per watermelon.

How many minutes before the cashier had finished weighing all the melons?

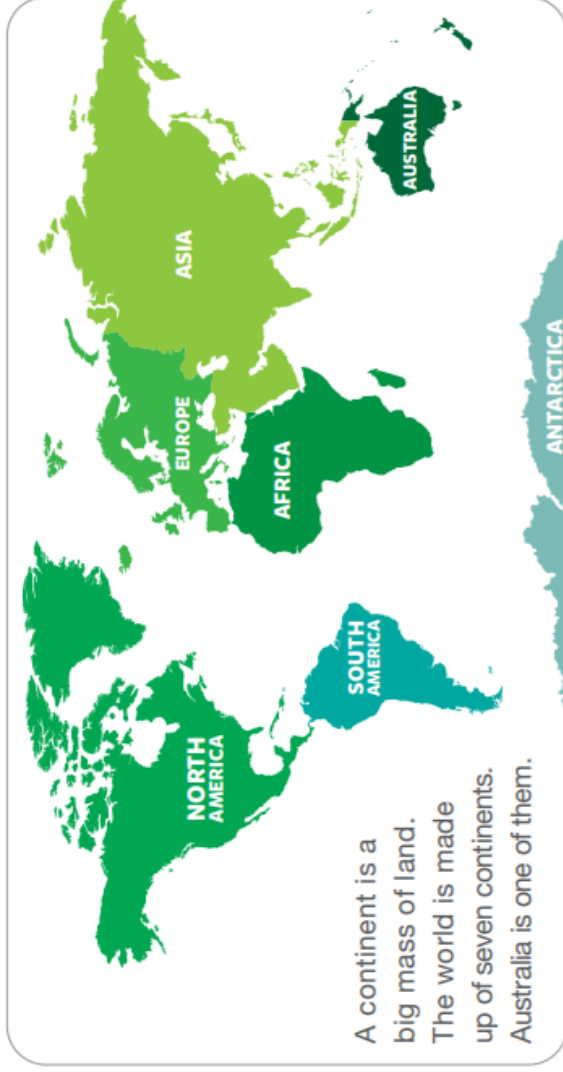
8. Once upon a time there were three little pigs. Each pig built a house. The straw house took 45 minutes to make, the stick house took an hour and the brick house took 75 minutes.

How many hours in total did the pigs work on their houses?

[Click here to return to the top of the page](#)







Unit 1 The Australian Continent

Lesson 1 Australia is a Special Place





5

Here are some facts about the Australian continent. Some are true, some are false. Circle your choice and colour the boomerang to show how sure you are about your answer.

| | | | | | | |
|----------|---|---|-----|---|----------|------|
| a | Australia is the only continent with water all around it. | ✓ | (X) |  | not sure | sure |
| b | Australia is the smallest of the world's continents. | ✓ | X |  | not sure | sure |
| c | Australia is the only continent where volcanoes erupt. | ✓ | X |  | not sure | sure |
| d | Australia is both a continent and a country. | ✓ | X |  | not sure | sure |
| e | There are less people living in Australia than any other continent. | ✓ | X |  | not sure | sure |
| f | There are more sheep living in Australia than people. | ✓ | X |  | not sure | sure |
| g | Australia is the lowest, flattest and driest continent. | ✓ | X |  | not sure | sure |

6

From question 5, choose three facts where you were unsure of the answers.

-  Read the eBook: **Australia and the Other Continents** or
 go to the websites provided to research some information for your questions. Then record what you found out.

EXAMPLE



Unsure if Australia is the smallest of the world's continents?

I looked at the world map and counted the squares on the continents.

Australia had the least squares. Australia is the smallest continent.



Understanding Key Details * Task Card #4

School Uniforms

What kids can wear to school is a hot topic for schools, kids and parents! Since the 1600s, some schools have chosen to use a school uniform. School uniforms are often made up of a few different options, with tan pants and a collared shirt being common choices. Sometimes, there are dresses, skirts, or sweaters allowed in the uniform, too. While most public schools allow students to choose their clothes, almost all private schools have school uniforms.

Some people believe that all schools would be better off with uniforms because they think that all kids would be equal. People who don't think uniforms should be used argue that students should be able to express themselves by choosing their own clothes. If a school wants to begin requiring a school uniform, it is often voted on by parents, teachers, and other school workers. No matter the decision, it can be assured that not everyone will be completely happy with it!

Who

Who doesn't always agree on school uniforms?

What

What options are there for clothes with school uniforms?

Where

Where do kids wear uniforms?

When

When did school uniforms begin being used?

How

How does a school begin using uniforms?

Why

Why do some people want school uniforms?

Writing to Persuade

Structure

Introduction
Grab the reader's attention and clearly state your opinion.

Main Body Paragraphs
Give reasons for your opinions and explain these in detail.

Conclusion
Remind the reader of your opinion and leave them with something to think about.

Sentence Starters

First, let's talk about...
Another important point worth considering...
Astonishingly, some people don't know that...
Yet another incredible thing about...
Finally, and most importantly...
Best/Worst of all...

Persuasive Language

Modal Verbs
(must, will, should)

Modal Adverbs
(definitely, absolutely, certainly)

Evaluative Language
(incredible, outstanding, awful, revolting)

Powerful Statements

Just think about it!
It's out of this world!
We can't let this go on!

We must stop this now!
You know I'm right!

Persuasive Devices

Tell a personal story.
Give an expert's opinion.
Include statistics.

Ask rhetorical questions.
Use repetition.

Remember:

Consider your audience.
Make your opinion clear.
Use a strong voice.
Give reasons for your opinion.
Check your spelling and punctuation.



Hamburger Template Persuasive Writing Example



Topic Sentence:

When it comes to pets, dogs make the best pets.



Paragraph 1 - supporting sentence:

Firstly, everyone knows that dogs are the most loyal of pets.

Why do you think this? Examples:

They will sit with you when you are sick, they love to spend time with you, play with you and they will guard your house.



Paragraph 2 - supporting sentence:

Secondly, it is widely known that dogs are affectionate.

Why do you think this? Examples:

Dogs like to be hugged, petted and rubbed by their owners. Dogs also excitedly greet you when you come home.

Paragraph 3 - supporting sentence:

Finally, dogs are active animals.

Why do you think this? Examples:

They require regular walking which means that children who walk their dogs will also get regular exercise. Dogs love to play fetch.



Closing Sentence:

In conclusion, there is no question that dogs make the best pet for children.



Persuasive Text Reconstruction

This persuasive text is all mixed up. Use your knowledge of persuasive writing, including persuasive language and persuasive techniques, to put it back in the correct order.



visit [twinkl.com.au](https://www.twinkl.com.au)



Finally, have you ever seen someone working on a computer with just one tab open? Well, I certainly haven't! Computers may offer many exciting opportunities but that also means they offer many more distractions. Even if you don't have multiple programs and tabs open and running at the same time there will still be a constant stream of pop-up notifications, system alerts or even technical issues to distract you from your writing process. They disturb and sidetrack your focus, which in turn will affect your writing.

Additionally, studies have shown that while you are writing your brain is simultaneously comprehending each and every word. You know and understand exactly what you have written and can easily recall where it all is on the page. Typing on a keyboard makes it much easier to lose track of what you are writing, creating the very likely possibility that your text will turn out to be far more confusing and incoherent.

In this busy modern world, everyone seems to be looking for the quickest and easiest way to get things done. Just because something is faster though does not mean it is always better. While typing on a keyboard may seem like the more convenient and efficient option, I am going to tell you why that is incorrect. Handwriting is most certainly better than typing.

In conclusion, it is clear that the more traditional method of writing by hand is the superior option. While writing with a keyboard may seem like a quick and fun alternative, it is undoubtedly less effective in getting the job done properly. Stick to pen and paper - it's definitely the best way to write.


Handwriting Is Better Than Typing

To begin, writing by hand is a fantastic tool for developing and strengthening fine motor skills. Without these fine motor skills, we would not only struggle to draw or write anything effectively but also to properly feed ourselves, tie our shoelaces and button or zip our clothes. How on earth would we look after ourselves? Typing on a keyboard, however, is a less complex task and therefore does not contribute to fine motor skills in the same way.

Articles - A, An or The?

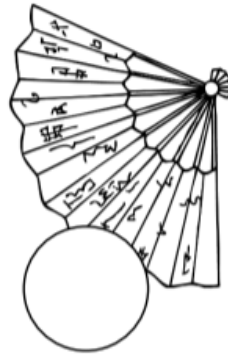
Circle the correct article (a/an/the) in each sentence:

1. John wanted to read a/an comic book.
2. The class went on a/an excursion.
3. He likes to read an/ the short stories.
4. Lisa put a/an apple in her lunch box.
5. The cat caught a/an mouse.
6. I saw a/an monkey at the zoo.
7. I quickly ate the/an cookies.
8. A/an oval is shaped like a/an egg.





Teach **THIS**

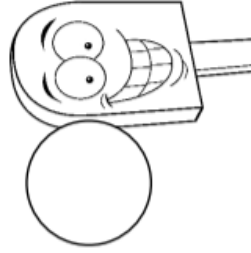
Write the correct article (a/an/the) beside each noun:














Read, Write and Compare the Time: Tell the Time to the Minute

I can convert between units of time (ACMMG085).

I can use 'a.m.' and 'p.m.' notation to solve simple time problems. (ACMMG086)

Write in digital format. Include 'am' or 'pm' next to your answer.



In the morning



In the evening



In the afternoon



In the early morning



In the afternoon



In the morning



In the morning



In the evening



In the morning



In the afternoon



In the evening



In the afternoon

Read, Write and Compare the Time: Match Analogue to Digital

Follow the instructions and draw the time on the analogue clock.



02:34



08:17



12:39



03:03



04:52



05:47



11:17



05:21



04:34



07:10



01:25



11:01

Understanding Key Details * Task Card #5

Eat Your Fruits & Veggies

You've heard your parents and doctors say it over and over: "Eat your fruits and veggies!" But why is it so important? Fruits and vegetables provide your body with important vitamins. If they aren't your favorite thing to eat, try some of these tricks to make eating them a little bit easier!

You can add more fruits and vegetables to your diet by mixing fruits into a smoothie or chopping up veggies and putting them in your favorite pasta sauce. Some fruits aren't always as tasty, so it's best to buy fruits when they are in season. For example, berries are best during the summer and apples are in-season during the fall! Did you know you can even have fun with your fruits and veggies? Go to an apple orchard to pick fresh apples during the fall or use cookie cutters to cut melon into fun shapes!

Who

Who always says to eat your fruits and veggies?

What

What can you use to cut melon into fun shapes?

Where

Where can you pick fresh apples?

When

When is the best time to buy berries?

How

How can you add more vegetables to your diet?

Why

Why is it important to eat fruits and veggies?

Game Night!



What is your favourite game to play with your family?

List some reasons why they should play with you.

Highlight the 3 strongest points and convince your family to play with you

Did it work? Share your reasons why or why not? If it did work, share a picture of you playing with your family on Seesaw.

Name: _____ Date: _____

Text 3 – Honey Bees

Find the mistakes in this text. You will need to:

- find and fix 3 spelling mistakes
- add 3 capital letters
- add 2 full stops, 1 question mark and 1 exclamation mark.

what animals have five eyes and six legs Honey bees Honey
bees are insects. they moove pollen from flower to flower to
help them grow Honey bees drinck nectar from the flowers.
they turn this into honney

Write the text correctly on the lines below.




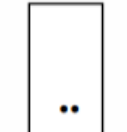

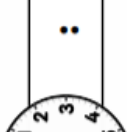
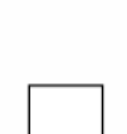

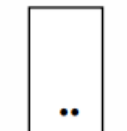



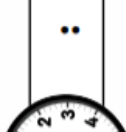
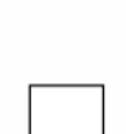

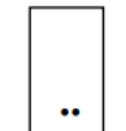




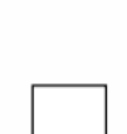


EDITING

CLOCK CRAZY



Use everything you have learned about reading time to complete these questions.







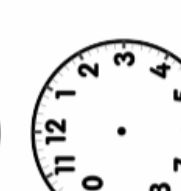




1) Work out the time shown on the clock and then write it in the box provided.

| | | | | | | | | | | | | |
|--|---|--|---|---|---|--|---|--|---|--|---|--|
|  | : |  | : |  | : |  | : |  | : |  | : |  |
|  | : |  | : |  | : |  | : |  | : |  | : |  |
|  | : |  | : |  | : |  | : |  | : |  | : |  |

2) Draw the correct hands on each clock, using the time suggested below.

| | | | | | | |
|---|--|---|---|---|---|---|
|  |  |  |  |  |  |  |
|  |  |  |  |  |  |  |
|  |  |  |  |  |  |  |

3) Draw the correct hands on each clock, adding to the time suggested.

| | | | |
|---|--|---|---|
|  |  |  |  |
|  |  |  |  |
|  |  |  |  |

