

Stage 1 EAL/D Support Activities Week 4

Hello Stage 1,

I hope you had a good weekend, enjoying the lovely sunshine we had.

Here are the activities that you can complete on your own or with some help from a family Member. I will upload the activities on Seesaw for you to access.

You do not have to print the work if you do not have a printer. You can complete the activities in your homework book, on a piece of paper (take a photo and upload it) or in the Seesaw classroom. The next two week's activities includes some links that do not require a log in password or username.

If you have any questions about the activities you can contact me through the Seesaw Stage 1 Support Classroom.

Stay safe and I hope to see you all soon.

Mrs Munoz

Activity 1:

Word Map: The Olympics

Draw pictures of and write some words that are about the Olympics. You may include the names of sports and athletes.

Activity 2:

Clothes Labelling: Nouns

Write the words for the clothing items in the label boxes around the picture.

Use some of these words to write two different sentences. Don't forget to start with a capital letter and end with a full stop. Try to include some describing words in your sentences e.g. 'I wore my blue dress to the party.'

Activity 3:

Comprehension: Not now, Pep

Read the story about the dog that wanted to play (or ask a family member to help you read it). Complete the comprehension questions and vocabulary matching activity.

Activity 4:

Verbs: Animal sounds

Write the animal sounds from the word bank in the space next to the animal that makes that sound.

Activity 5:

YouTube video: 'Cutest critters you'll want to cuddle' (the word critter means a living creature or animal)

<https://www.youtube.com/watch?v=JQ2WZPWuMvg>

After watching the video use the worksheet 'My favourite animal' and write down what your favourite animal is and why it is your favourite. It can be any animal in the world.

Stage 1 EAL/D Support Activities Week 5

Activity 1:

Beach Scene: Nouns

Write down the nouns that you see in the picture (you can write around the picture if you like). Use some of the nouns that you have written and write two (2) full sentences. Don't forget to include capital letters, full stops and read over your work so you know it makes sense.

Activity 2:

Unite for literacy: 'Which pet would you like to get?'

Listen to and read along with the story about pets using the following link:

<https://www.uniteforliteracy.com/unite/animalsandpeople/book?BookId=4&shr=1&LanguageId=0>

When you finish reading the story complete the activity sheet: 'Which pet would you get?'

If you like, you can choose to listen to the story in another language by clicking on the blue 'Narration' button on the left hand corner of the screen. Maybe mum and dad would like to listen to it in their home language.

Activity 3:

Writing: What pet would you like?

Complete the activity: *My Favourite Pet* Tell me about a pet you would like to have. You do not have to fill in all the lines. Make sure you include what you would do to look after your pet. (If you know how to record on Seesaw, you can record your message using the microphone if you like)

Activity 4:

Farm Nouns

Use a marker or crayon to highlight the noun in each sentence.


Activity 5:

Comprehension: Aunt Lee's Pets

Read or listen to the story about Aunt Lee's pets. Answer the questions on the second page.



Draw pictures of and write some words that are about the Olympics. You may include the names of sports and athletes.





Name: _____

Not Now, Pep

By Guy Belleranti

Lily and Mom wanted to exercise.

Their dog Pep wanted to play.

Pep brought his ball.

“Not now, Pep,” Lily said. “Mom and I need to run.”

Lily and Mom ran on the grass.

Pep brought his bone.

“Not now, Pep,” Lily said. “Mom and I need to jump.”

Lily and Mom jumped on the grass.

Pep brought his rope.

“Not now, Pep,” Lily said. “Mom and I need to dance.”

Lily and Mom danced on the grass.

Pep brought his leash.

Lily laughed. Mom laughed, too. “Yes now, Pep,” they both said.

Pep ran. Pep jumped. Pep danced.

Pep gave Lily and Mom wet kisses. Lily and Mom gave Pep big hugs. Then Lily, Mom, and Pep exercised together with a fun walk!



Name: _____

Not Now, Pep

By Guy Belleranti



1. What does Pep want to do?

2. Pep brings Lily and Mom four things. What are they?

_____ , _____ ,

_____ , and _____

3. Name three ways Lily and Mom exercise before they walk Pep.

They _____.

They _____.

They _____.

4. How is Pep feeling at the end of the story?

Circle the best answer.

scared

happy

sad

tired

mad

Name: _____

Not Now, Pep

By Guy Belleranti



Draw lines to match the words from the story with their meanings.

- | | |
|-------------|--|
| 1. exercise | a. move around to music |
| 2. leash | b. when you wrap your arms around someone |
| 3. dance | c. doing things to be healthy and fit |
| 4. bone | d. a cord you use to take a dog for a walk |
| 5. grass | e. dog toy |
| 6. hugs | f. short green plants that cover a yard |

Name: _____

Animal Sounds

Write the animal sounds from the word bank in the space next to the animal that makes that sound.

bark

cluck

hiss

roar

buzz

croak

purr

sing

chatter

gobble

quack


squeak



turkeys _____



whales _____



lions _____



mice _____



frogs _____



bees _____




ducks _____



cats _____




chickens _____



monkeys _____



dogs _____



snakes _____

My favourite animal

What is the name of your favourite animal?_____

Draw a picture of your favourite animal:



Why is this your favourite animal?

Beach Scene



Which pet would you get?

Who is the author of the book? (Who wrote the story?) _____

What are some of the pets in the story?
(Write or draw)

Which one was your favourite pet in
the story? (Write or draw)

Name: _____

My Pet

If you could have any animal for a pet, what would it be? Describe the pet and tell how you would take care of it.

[illegible]

Name: _____

Page _____

My Pet

Draw a picture to go along with your story.

Name: _____

Nouns at the Farm

Use a marker or crayon to highlight the noun in each sentence.

examples: The **barn** is red.
I saw three big **cows**.



1. I see five goats.
2. Do you see the pink pig?
3. The hens are soft.
4. Let's jump in the hay.
5. How many horses do you see?
6. The tractor is green.
7. He will ride the small pony.
8. A calf was just born.
9. The kittens love to play.
10. Those two sheep are very soft.

Tell whether each underlined noun is a person, place, or thing.

11. That fence needs to be fixed.
12. The man with the green hat is fixing it.
13. The egg is about to hatch.
14. She is out in the field.
15. We love to visit the farm.

Write your own sentence. Underline the noun(s).

Name: _____

Aunt Lee's Pets

By Susan Manzke

Some people have cats as pets. Others have dogs. Aunt Lee is not like those people. Her two pets are chickens. Both are girl birds, or hens. One is named Lulu and the other is Molly.




Lulu and Molly live in a coop in Aunt Lee's backyard. They eat special chicken food bought at the feed store. When the hens are outside, they love to eat bugs they catch in the yard. Lulu and Molly even like to eat worms they pull out of the ground.

Aunt Lee's pets give her eggs to eat. Dogs and cats do not do that. Lulu and Molly are special pets.

Name: _____

Aunt Lee's Pets

By Susan Manzke

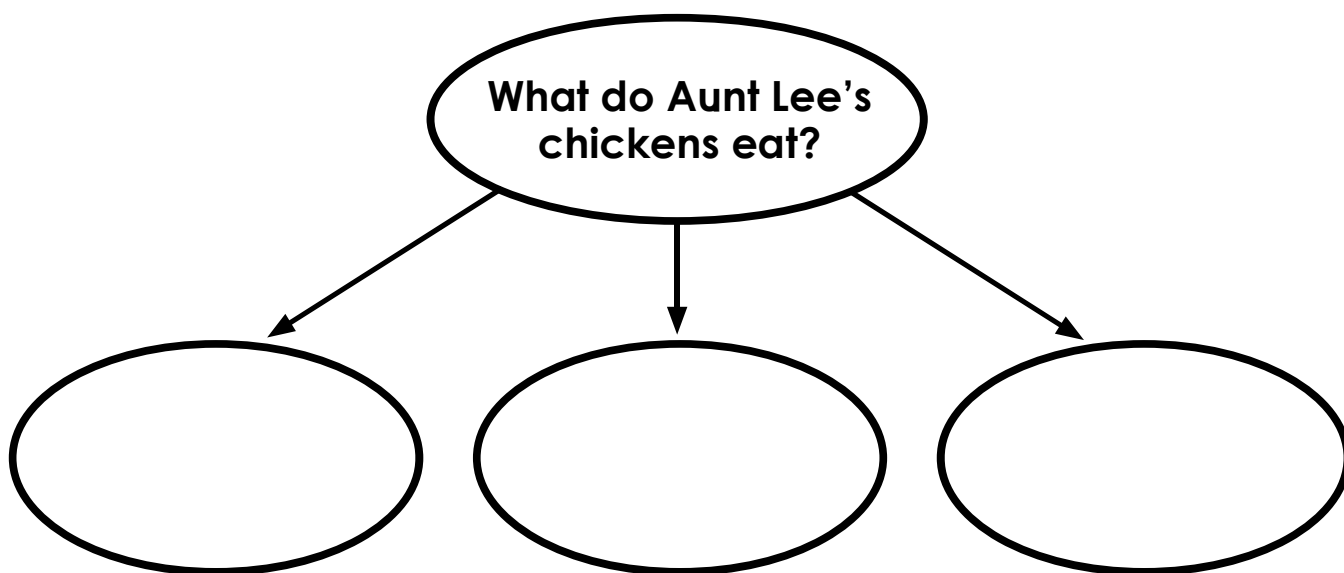


1. What are girl chickens called?

2. What are the names of Aunt Lee's two chickens?

_____ and _____

3. Complete the web.



4. Where do Aunt Lee's chickens live?
