










Morning Session 9:00-10:50		Middle Session 11:30-1:30		Afternoon Session 1:30-3:00	
M o n d a y 9 A u g u s t	<p>Log on to SeeSaw using your student code https://web.seesaw.me/ Please remember to check in with your teacher via the Student Home Learning Seesaw App.</p> <p>English Morning Activity: Months of the Year https://tinyurl.com/yntbsfxh</p> <p>Sight Words: see sight word cards and ideas 1. Practise reading your sight words 2. Practise writing this week's new words every mother father there</p> <p>Reading/Writing: 1. Look at the front cover of the text Learning About Chickens. Complete the SeeSaw activity Learning About Chickens Imaginative or Informative. 2. Read the text from the SeeSaw activity. Write down five words from the text and draw a picture to match each word.</p> <p>Brain Break: take a break away from the computer</p> <p>Reading Eggs: Locate the 'Comprehension Story 11' on Skoolbag. Read the passage and tell someone the answers to the questions.</p>	L U N C H B R E A K	<p>English Read a story: open your reading assignment in Reading Eggs. <i>Log on to Reading Eggs</i> https://readingeggs.com.au/ Click the blue Library icon. Some books have a QUIZ: Click on question marks and complete the quiz.</p> <p>Brain Break: take a break away from the computer</p> <p>Mathematics Number: Today we are learning to group and share objects to solve problems.</p> <ol style="list-style-type: none"> 1. Watch the video: 'Sesame Street: Cookie Monster helps Prairie Dawn Get Equal': https://tinyurl.com/3x7hex5k 2. Complete the Seesaw activity: 'Fair Shares at snack time'. 🍪 <div style="text-align: center;">  </div> <p>Optional: Go onto Matific https://www.matific.com/au/en-au/login-page/ enter your login and password and complete set tasks</p>	A F T E R N O O N B R E A K	<p>Wellbeing</p> <p>We are learning to cooperate. Cooperation means to work together with others to get s job done.</p> <p>View the text:</p> <p>▶ I Can Cooperate!</p> <p>Select a family member to work with you to create a picture. You will need to discuss and decide what you will draw, what you will use to make your picture and then set about working together to draw different parts of the picture.</p> <p>As you draw, discuss other ways that you can cooperate with others.</p> <p>Sport: Bouncing</p> <p>Open link to follow to participate in lesson https://vimeo.com/418788433</p> <div style="text-align: right;">  </div>



	Morning Session 9:00-10:50	Middle Session 11:30-1:30	Afternoon Session 1:30-3:00
<p>T U E S D A Y</p> <p>1 0</p> <p>A U G S T</p>	<p>Log on to SeeSaw using your student code https://web.seesaw.me/ Please remember to check in with your teacher via the Student Home Learning Seesaw App.</p> <p>English Phonics: Jolly Phonics https://tinyurl.com/3uck5at8</p> <p>Sight Words: see sight word cards and ideas 1. Practise reading your sight words 2. Practise writing this week's new words every mother father there</p> <p>Reading/Writing: 1. Complete the SeeSaw activity Chicken Labelling. 2. Write some descriptive sentences about a chicken using adjectives (describing words). E.g. Chickens have two skinny orange legs with sharp claws on their feet.</p> <p>Brain Break: take a break away from the computer</p> <p>Reading Eggs Log on to Reading Eggs https://readingeggs.com.au/ Enter your login and password and complete set tasks – Lesson 78</p>	<p>English Read a story: open your reading assignment in Reading Eggs. <i>Log on to Reading Eggs</i> https://readingeggs.com.au/ Click the blue Library icon. Some books have a QUIZ: Click on question marks and complete the quiz.</p> <p>Brain Break: take a break away from the computer</p> <p>Mathematics Number: 1. Explain to a parent / carer what 'sharing equally' means. 2. Complete the Seesaw activity: 'Jelly Bean Fair Share'.</p> <div data-bbox="856 1052 1234 1318" data-label="Image">  </div> <p>Optional: Go onto Matific https://www.matific.com/au/en-au/login-page/ enter your login and password and complete set tasks</p>	<p>PDHPE – Nutrition (water) Listen to the song: https://tinyurl.com/538rx7e2</p> <div data-bbox="1612 474 1801 587" data-label="Image">  </div> <p>Water is very important for our body. If we don't drink enough we may become dehydrated and get headaches and poor concentration.</p> <p>Try to drink 4 glasses of water each day. You may like to write how many glasses you drink each day of the week and stick it to the fridge.</p> <p>Let's have some fun with water</p> <p>Learn about living things and colour mixing https://tinyurl.com/3ddrbud2</p> <div data-bbox="1570 1036 1843 1221" data-label="Image">  </div> <p>You will need:</p> <ol style="list-style-type: none"> 1. a parent to help 2. a space outside 3. some old clothes 4. 7 clear cups or glasses 5. paper towelling 6. food colouring


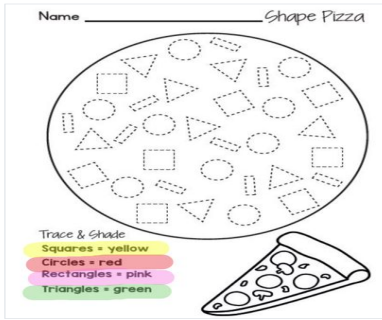


	Morning Session 9:00-10:50	Middle Session 11:30-1:30	Afternoon Session 1:30-3:00
<p>W e d n e s d a y 1 1 A u g u s t</p>	<p>Log on to SeeSaw using your student code https://web.seesaw.me/ Please remember to check in with your teacher via the Student Home Learning Seesaw App.</p> <p>English Phonics: The Vowel Song by Maple Leaf Learning https://tinyurl.com/5xzmnv3a</p> <p>Sight Words: see sight word cards and ideas 1. Practise reading your sight words 2. Practise writing this week's new words every mother father there</p> <p>Reading/Writing: 1. Complete the SeeSaw activity Informative Writing About Chickens. 2. Write your own sentences telling information about chickens. Remember your capital letters and full stops.</p> <p>Brain Break: take a break away from the computer</p> <p>Reading Eggs Log on to Reading Eggs https://readingeggs.com.au/ Enter your login and password and complete set tasks – Lesson 79</p>	<p>English Read a story: open your reading assignment in Reading Eggs. <i>Log on to Reading Eggs</i> https://readingeggs.com.au/ Click the blue Library icon. Some books have a QUIZ: Click on question marks and complete the quiz.</p> <p>Brain Break: take a break away from the computer</p> <p>Mathematics: Number:</p> <ol style="list-style-type: none"> 1. Have a collection of at least 12 grapes, cereal pieces, pasta etc and 2 containers. 2. Click on the link to spin the 'even number wheel': https://tinyurl.com/ym3kscyy 3. Count out the amount shown on the spinner using your items.  <ol style="list-style-type: none"> 4. Share the items equally between the 2 containers.  <p>10 grapes shared between 2 groups. <i>How many grapes does each group have?</i></p> <p>How many items does each container get?</p> <p>Optional: Go onto Matific https://www.matific.com/au/en-au/login-page/ enter your login and password and complete set tasks</p>	<p>Creative Arts – Visual Arts. Select one of the following artworks to complete!</p> <p>Handprint Chickens https://tinyurl.com/34cskrz7</p>  <p>Chicks with Forks and Paint https://tinyurl.com/2ztxwmcc</p> 

A
F
T
E
R
N
O
O
N

B
R
E
A
K



	Morning Session 9:00-10:50	Middle Session 11:30-1:30	Afternoon Session 1:30-3:00
<p style="writing-mode: vertical-rl; transform: rotate(180deg);">T h u r s d a y</p> <p style="writing-mode: vertical-rl; transform: rotate(180deg);">1 2</p> <p style="writing-mode: vertical-rl; transform: rotate(180deg);">A u g u s t</p>	<p>Log on to SeeSaw using your student code https://web.seesaw.me/ Please remember to check in with your teacher via the Student Home Learning Seesaw App.</p> <p>English Phonics: Jolly Phonics Phase 3 https://vimeo.com/35396335</p> <p>Sight Words: see sight word cards and ideas 1.Practise reading your sight words 2.Practise writing this week's new words every mother father there</p> <p>Reading/Writing: 1.Complete the SeeSaw activity Life Cycle of a Chicken Coding Activity. 2.Write a sentence/s about when a chick hatches.</p> <p>Brain Break: take a break away from the computer</p> <p>Reading eggs Log on to Reading Eggs https://readingeggs.com.au/ Enter your login and password and complete set tasks – Lesson 80</p>	<p>English Read a story: open your reading assignment in Reading Eggs. Log on to Reading Eggs https://readingeggs.com.au/ Click the blue Library icon. Some books have a QUIZ: Click on question marks and complete the quiz.</p> <p>Brain Break: take a break away from the computer</p> <p>Mathematics 2D Shape: Today we are learning about 2D shapes.</p> <ol style="list-style-type: none"> 1. Watch the video: '2D shapes are everywhere' by Jack Hartman: https://tinyurl.com/dde8hjm9 2. Complete the Seesaw activity: '2D Scavenger hunt'.  <div data-bbox="856 1011 1215 1308" data-label="Image"> </div> <p>Optional: Go onto Matific https://www.matific.com/au/en-au/login-page/ enter your login and password and complete set tasks</p>	<p>HSIE - History</p> <div data-bbox="1465 383 1955 737" data-label="Image"> </div> <p style="text-align: center;">Telling Stories</p> <p>Students will be learning to distinguish between past, present and future.</p> <p> Click on Seesaw activity: 'Telling Stories Lesson 2' and listen to the recorded lesson.</p> <p>Key learning will include:</p> <ul style="list-style-type: none"> • Distinguishing between past, present and future. • Placing events in chronological order. <p>Students will use the Seesaw activity template to write a sentence about the future.</p> <p style="writing-mode: vertical-rl; transform: rotate(180deg);">A F T E R N O O N</p> <p style="writing-mode: vertical-rl; transform: rotate(180deg);">B R E A K</p>

Morning Session 9:00-10:50		Middle Session 11:30-1:30		Afternoon Session 1:30-3:00	
F r i d a y 1 3 A u g u s t	<p>Log on to SeeSaw using your student code https://web.seesaw.me/ Please remember to check in with your teacher via the Student Home Learning Seesaw App.</p> <p>English Phonics: The Vowel Song by Ping Fong https://tinyurl.com/pr77nuas</p> <p>Sight Words: see sight word cards and ideas 1.Practise reading your sight words 2.Practise writing this week's new words every mother father there</p> <p>Reading/Writing: 1.Complete the SeeSaw activity Informative Sentence Reconstruction. 2. Write a sentence/s telling new information you have learnt this week.</p> <p>Brain Break: take a break away from the computer</p> <p>Reading eggs Log on to Reading Eggs https://readingeggs.com.au/ Enter your login and password and complete set tasks – Lesson 81</p>	L U N C H B R E A K	<p>English Read a story: open your reading assignment in Reading Eggs. <i>Log on to Reading Eggs</i> https://readingeggs.com.au/ Click the blue Library icon. Some books have a QUIZ: Click on question marks and complete the quiz.</p> <p>Brain Break: take a break away from the computer</p> <p>Mathematics 2D Shape: Today we are learning to identify 2D shapes.</p> <ol style="list-style-type: none"> 1. Watch the video: 'Shapes song for kids' https://tinyurl.com/3wtnmu6a 2. Complete the Seesaw activity:  '2D Shapes Pizza Trace and Shade'. <div style="text-align: center;">  </div> <p>Optional: Go onto Matific https://www.matific.com/au/en-au/login-page/ enter your login and password and complete set tasks</p>	A F T E R N O O N B R E A K	<p style="text-align: center;">Science and Technology Living World</p> <p style="text-align: center;">Plants meet our needs</p> <div style="text-align: center;">  </div> <p>Students will be learning to identify how plants meet human needs.</p> <p> Click on Seesaw activity: 'Living World Lesson 4' and listen to the recorded lesson.</p> <p>Key learning will include:</p> <ul style="list-style-type: none"> • Recap of Lesson 3: Environments. • Plants can be used as food, materials and shelter. • Explore a range of foods that come from plants.