







Monday 13 <sup>th</sup> September	Morning Session	Middle Session	Afternoon Session
	<p><b>English: 'Belinda'</b></p> <ul style="list-style-type: none"> <li>Have a look at the front cover and think what this book could be about.</li> </ul>  <ul style="list-style-type: none"> <li>Listen and view the story 'Belinda' <a href="https://vimeo.com/418373845">https://vimeo.com/418373845</a></li> </ul> <p><b>After listening to the story:</b></p> <ul style="list-style-type: none"> <li>Pretend to walk and talk like 'Old Tom'.</li> <li>Draw 'Old Tom' in your workbook and label what he is wearing.</li> <li>Talk about why you like 'Old Tom'.</li> </ul> <p><b>Brain Break:</b> Go outside, sit in a sunny spot and listen out for birds. Did you hear any?</p> <p><b>Phonics:</b> Try matching and writing the graphemes in the air that represent some phonemes. Click on the video link to start your activity! <a href="https://vimeo.com/403256889">https://vimeo.com/403256889</a></p> 	<p><b>Math LI:</b> We are practising our counting skills!</p> <p><b>Activity</b></p> <p>Watch the video to learn how to play basketball toss.</p> <p><a href="https://vimeo.com/426069199">https://vimeo.com/426069199</a></p>  <p><b>You will need:</b></p> <ul style="list-style-type: none"> <li>a basket, bucket or container</li> <li>a rolled up pair of socks</li> <li>pegs</li> <li>paper and a pencil</li> </ul> <p>Basketball toss game instruction video <a href="https://vimeo.com/400469914">https://vimeo.com/400469914</a></p> <ul style="list-style-type: none"> <li>To play: Stand at your starting line and throw your socks with your right hand.</li> <li>Each time you get a sock in the basket, clip a peg onto your chart.</li> <li>Throw your socks 10 times with your right hand and then 10 times with your left hand.</li> </ul> <p><a href="#">Example chart link</a></p> 	<p><b>PDHPE: Catching</b></p> <p>Watch the video <a href="https://vimeo.com/413420570">https://vimeo.com/413420570</a></p>  <p><b>Challenges</b></p> <ul style="list-style-type: none"> <li>Throw and catch.</li> <li>Throw, clap and catch - throw the ball in the air and clap as many times as possible before trying to catch the ball.</li> <li>Throw, spin and catch - throw the ball in the air and try to spin on the spot before catching the ball.</li> <li>Drop and catch - drop the ball from shoulder height and try to catch it before it hits the ground.</li> </ul>
	30 Minutes Lunch and Rest Break	30 Minutes Eat and Rest Break	30 Minutes Eat and Rest Break

Tuesday 14<sup>th</sup> September

**Morning Session**

**English:**

- Have a look at the front cover and think what this book could be about.



- Listen and view the story **Alexander's Outing** <https://vimeo.com/414649709>

**After listening to the story:**

- Tell an adult at home: who is the main character in the story?
- Tell them how you know this is the main character.
- Draw a picture in your workbook and talk about a character. What words could you use to describe the character?

**Brain Break:** Sit outside and see if you can spot any insects.

**Handwriting:** Time to practise our handwriting skills. Get your workbook and your pencil ready!

**Watch the video and join in the activity.**

<https://vimeo.com/410145331>



30 Minutes Lunch and Rest Break

**Middle Session**

**Math: Number Talk** How would you solve?

Let's do a number talk! You will need:

- A pencil
- Your workbook

Watch the short clip to join in the activity!

<https://vimeo.com/420564430>



**Brain Break:** Do five-star jumps and give your carer one high-five!

**For those who want a challenge! Watch this clip**

<https://vimeo.com/420567749>



30 Minutes Eat and Rest Break

**Afternoon Session**

**Music:** We are going to discover some fun nursery rhymes! This week we are going to learn one called 'This Old Man'.

**You will need:**

- **2 spoons**
- **Watch the video and join in with the activities!**

<https://vimeo.com/410062631/7c1bfcf744>

This Old Man

Duration: 19:49



Wednesday 15<sup>th</sup> September

**Morning Session**

**English: 'Big Rain Coming'**

- Have a look at the front cover and think what this book could be about.



- Listen and view the story 'Big Rain Coming'

<https://vimeo.com/410572459>



**After listening to the story:**

- Draw a picture of Old Stephen in your book.
- Label Old Stephen.
- What is one question you would ask Old Stephen?

**Brain Break:** Go outside for a quick walk.

**Sight words:** Her, His

**Watch the video** <https://vimeo.com/418362211>

You will need:

- your workbook
- pencils
- [worksheet and dice](#) (PDF, 471 KB).

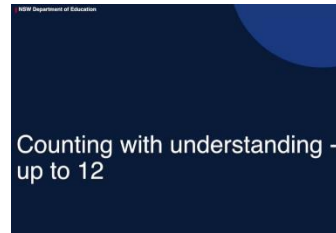
30 Minutes Lunch and Rest Break

**Middle Session**

**Math: Counting with understanding – up to 12**

**Activity 1:** Watch the video and be ready to help count the items.

<https://vimeo.com/413321166>



**Brain Break:** Enjoy your fruit break outdoors

**Activity 2:** Now that you have watched the video and can help count items.

- Can you try your best and represent the numbers 1 to 12 using drawings or lego blocks?
- Share your work onto Seesaw!

30 Minutes Eat and Rest Break

**Afternoon Session**


**Virtual Excursion**

**Today, we'll meet Bailey! Let's have a look at Bailey's amazing role at the Australian National Maritime Museum!**






Watch the video:







<https://youtu.be/BOfhQD-dL5Q>

Watch our seagulls: Bailey on the chase  
Duration: 1:31



- Who is Bailey?
- What does he do to help the Australian National Maritime Museum?

Thursday 16 <sup>th</sup> September	Morning Session	30 Minutes Lunch and Rest Break	Middle Session	30 Minutes Eat and Rest Break	Afternoon Session
	<p><b>English: Let's Get a Pup!</b></p> <ul style="list-style-type: none"> <li>Have a look at the front cover and think what this book could be about.</li> </ul>  <ul style="list-style-type: none"> <li><b>Listen and view the story</b> <a href="https://vimeo.com/412541957">https://vimeo.com/412541957</a></li> </ul>  <p><b>After listening and viewing the story:</b></p> <ul style="list-style-type: none"> <li>Draw a puppy that you know. You can use the pictures in the book, if you can't think of a pup.</li> </ul> <p><b>Label your drawing of the pup with adjectives</b> (describing words) some examples are fluffy, friendly, silky, soft, and playful.</p> <p><b>Brain Break:</b> Go outside and sit in a sunny spot</p> <p><b>Phonics:</b> <a href="#">Watch the video</a> and join in the activity. Can you match and write the letters (grapheme) that represent their sounds (phonemes).</p> 		<p><b>Math: Exploring Patterns</b></p> <p><b>Activity 1:</b> Watch the video and be ready join in the activity <a href="https://vimeo.com/413326247">https://vimeo.com/413326247</a></p> <p><b>You will need:</b></p> <ul style="list-style-type: none"> <li>colour pencils or markers</li> <li>your maths workbook</li> <li>some items to make patterns with.</li> </ul>  <p><b>Instructions</b></p> <ul style="list-style-type: none"> <li>Using your collection of items, try making some repeating patterns of your own where some of the parts are missing or have someone make some patterns for you.</li> <li>Can you figure out what parts are missing using the strategy of looking for the repeating core?</li> <li>Draw a repeating pattern.</li> <li>Take turns drawing a pattern then having another person continue it.</li> </ul> <p><b>Brain Break:</b> Sit in your favourite spot outside or inside and enjoy your fruit break</p> <p><b>Challenge:</b> Challenge each other by drawing a pattern with some missing parts. Can you work out which parts are missing?</p>		<p><b>Geography: Weather Patterns</b></p> <p><b>Let's explore weather patterns!</b></p> <ul style="list-style-type: none"> <li>Watch the video and join in the activity. <a href="https://vimeo.com/585080369">https://vimeo.com/585080369</a></li> </ul>  <p><b>Activity:</b></p> <ul style="list-style-type: none"> <li>Draw everything you know about the weather.</li> <li>Draw a special place that you like to visit.</li> <li>What can you do at this special place when it is warm and sunny? Draw or write all the things you can do.</li> <li>What can you do at this special place when it is cold and rainy? Draw or write all the things you can do.</li> <li>Do you like visiting this place when it is sunny or rainy? Why?</li> </ul> <p><b>Share your work onto Seesaw</b></p>

<b>Friday 17<sup>th</sup> September</b>	<b>Morning Session</b>	<b>Middle Session</b>	<b>Afternoon Session</b>
	<p><b>English: 'There's a Hippopotamus on our Roof Eating Cake'</b>  <a href="https://youtu.be/1bwTI5aMRX0">https://youtu.be/1bwTI5aMRX0</a></p>  <p>Watch the video and join in the activity.  <a href="https://vimeo.com/584812176">https://vimeo.com/584812176</a></p> <p><small>The beginning, the middle and the end of the story Duration: 5:35</small></p>  <p>After watching the video, draw what happened in the story:</p> <ul style="list-style-type: none"> <li>• at the beginning</li> <li>• in the middle</li> <li>• at the end.</li> </ul> <p><b>Brain Break:</b> Sit outside and admire the garden.</p> <p><b>Sight Words:</b> Today, we will learn the words</p> <ul style="list-style-type: none"> <li>• big</li> <li>• little</li> </ul> <p><a href="#">Click here</a> to get started</p>	<p><b>Math: How to make tangrams!</b></p> <p><b>What is a tangram?</b> A geometrical puzzle made up of a square cut into 7 pieces which can be arranged to make various other shapes!</p>  <p><small>NSW Department of Education</small></p> <p>What's (some of) the mathematics?</p> <p><i>* When we involve children in making mathematical tools, we help them make meaning from them. By making a tangram, we can build spatial skills and focus attention on important ideas like how bigger shapes can be decomposed (broken up) into smaller shapes.</i></p> <p><i>* Providing hands-on activities like this one allows children to manipulate geometric shapes which helps build understanding of geometry and spatial sense.</i></p> <p><b>You will need:</b></p> <ul style="list-style-type: none"> <li>▪ a pair of scissors</li> <li>▪ 1 square sheet of paper (if you don't have a square sheet of paper, view this video to learn <u>how to make a square</u>).</li> </ul> <p><small>NSW Department of Education</small></p> <p>You will need...</p>  <p>You also need an adult.</p>  <ul style="list-style-type: none"> <li>• <b>Watch the video and join in the activity</b>  <a href="https://vimeo.com/420479865">https://vimeo.com/420479865</a></li> </ul>	<p><b>PDHPE: Underarm Throw</b></p> <p>Watch the video  <a href="https://vimeo.com/419847269">https://vimeo.com/419847269</a></p>  <ul style="list-style-type: none"> <li>• <b>Challenges</b>                      Perform the following underarm throwing activities with a ball.                     <ul style="list-style-type: none"> <li>• From a close distance, throw the ball at a set target.</li> <li>• Set markers at varying distances to throw the ball at the target</li> </ul> </li> </ul>
	30 Minutes Lunch and Rest Break	30 Minutes Eat and Rest Break	30 Minutes Eat and Rest Break