

Reading Activities Grid – Multiple Intelligences – Years 3-6

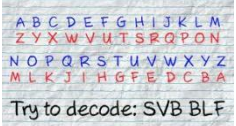

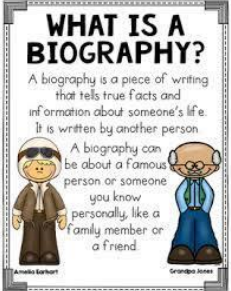







Choose a book that you have read either at home or in class that you know.

What is the name of your book? _____

Who is the Author: _____

Use your book to complete the following activities:

Logical - Mathematical	Verbal - Linguistic	Interpersonal	Intrapersonal	Naturalist	Visual – Spatial	Musical – Rhythmic and Harmonic	Bodily - Kinaesthetic
<p>Create a secret code relating to the text. Use numbers or design your own symbols to represent the letters of the alphabet.</p> <p>Pick a sentence from your book and write it in your secret code.</p> <p>OR use the Reverse Alphabet code to write a sentence from/about your book.</p> <p>Reverse Alphabet</p> 	<p>Retell an interesting part of the text in your own words.</p> <p>You could tell a family member, call someone on the telephone and tell them. Record your voice and send to your teacher on seesaw.</p> 	<p>A Biography is:</p>  <p>Write a biography about one of the characters from your book. You could mention: personal qualities, achievements, challenges etc.</p>	<p>Explain in a diary entry how the text makes you feel.</p> 	<p>Draw a picture from the text you have read. This could be a landscape/animal/plant described in the text.</p> 	<p>Design a bookmark about the text. Include the title, author and a summary of the text. Decorate it with pictures about the text.</p>  <p>OR</p> <p>Design a new front cover for the text. Make it visually appealing and related to the text.</p> 	<p>Choose a passage from the text. Read aloud and make sound effects with different objects. Or use a section of the text and RAP the words.</p> 	<p>Use your face to create some of the emotions portrayed by characters. Take pictures and label the emotions.</p> 